


21W / 1410lm / 3000K / DALI / Medium 31° / 900mm

64008



Structure

- 1 Profile
- 2 End caps
- 3 Fitting accessories
- 4 Profile coupling

Modules

- A inVision Module

Design: O/M + Bartenbach GmbH

Módulo inVision em alumínio com face metálica perfurada e acabamento com pintura texturada.

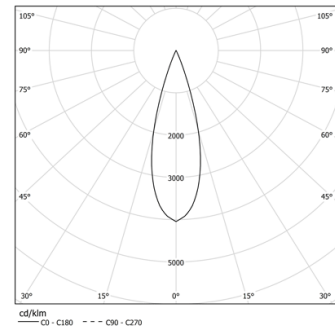
LED CRI>90 / >50.000h, L80/B10 / 2-step MacAdam

Fonte de alimentação incluída.

IP20 | 230Vac | 50/60Hz



LED	3000K	Fonte de Luz	Luminária
Potência	21W		25,6W
Fluxo	1935lm		1410lm
Eficiência	92lm/W		55lm/W
LOR	-		73%
UGR	-		<10



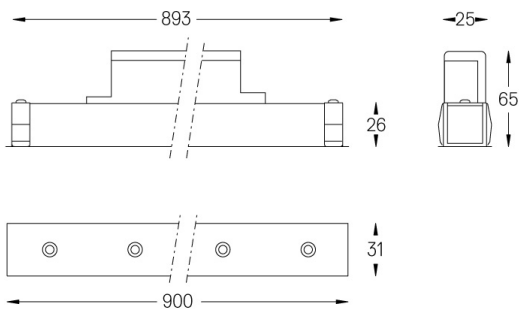
Ângulo de abertura
Medium 31°

Aplicação



Peso
0,6Kg

mm



Acabamentos

- .01 Branco / RAL 9010
- .02 Preto / RAL 9005

Para fornecimento específico de drivers "DALI 2" por favor contactar: support@om-light.com

Choose the length and layout of the system exactly as you want it, to model the right lighting functions for different tasks. For further information please contact: support@om-light.com