


14W / 1300lm / 4000K / DALI / Flood 52° /
600mm

63142



Structure

- 1 Profile
- 2 End caps
- 3 Fitting accessories
- 4 Profile coupling

Modules

- A inVision Module

Design: O/M + Bartenbach GmbH

Módulo inVision em alumínio com face metálica perfurada e acabamento com pintura texturada.

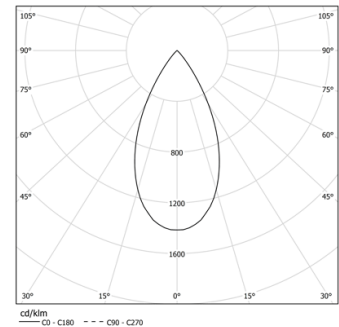
LED CRI>80 / >50.000h, L80/B10 / 2-step MacAdam

Fonte de alimentação incluída.

IP20 | 230Vac | 50/60Hz



LED	4000K	Fonte de Luz	Luminária
Potência	14W	17,1W	
Fluxo	1720lm	1300lm	
Eficiência	123lm/W	76lm/W	
LOR	-	76%	
UGR	-	<10	



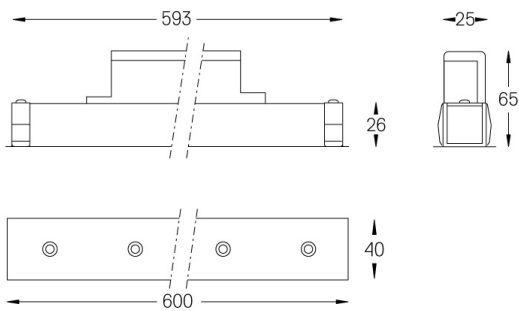
Ângulo de abertura
Flood 52°

Aplicação



Peso
0,5Kg

mm



Acabamentos

- .01 Branco / RAL 9010
- .02 Preto / RAL 9005

Para fornecimento específico de drivers "DALI 2" por favor contactar:
support@om-light.com

Choose the length and layout of the system exactly as you want it, to model the right lighting functions for different tasks. For further information please contact: support@om-light.com