


14W / 920lm / 2700K / On/Off / Flood 52° / 600mm

60936

Design: O/M + Bartenbach GmbH
Módulo inVision em alumínio com face metálica perfurada e acabamento com pintura texturada.

LED CRI>90 / >50.000h, L80/B10 / 2-step MacAdam
Fonte de alimentação incluída.
IP20 | 230Vac | 50/60Hz



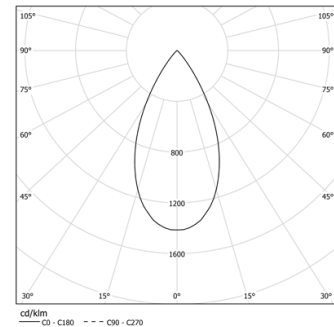
Structure

- 1 Profile
- 2 End caps
- 3 Fitting accessories
- 4 Profile coupling

Modules

- A inVision Module

LED	2700K	Fonte de Luz	Luminária
Potência	14W	17,1W	
Fluxo	1200lm	920lm	
Eficiência	86lm/W	54lm/W	
LOR	-	77%	
UGR	-	<10	



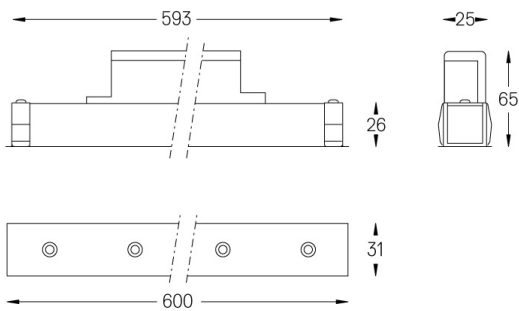
Ângulo de abertura
Flood 52°

Aplicação



Peso
0,5Kg

mm



Acabamentos

- .01 Branco / RAL 9010
- .02 Preto / RAL 9005

Choose the length and layout of the system exactly as you want it, to model the right lighting functions for different tasks. For further information please contact: support@om-light.com