


19W / 1465lm / 3000K / DALI / Wallwasher /  
900mm

65660

Design: O/M + Bartenbach GmbH

Módulo inVision em alumínio com face metálica  
perfurada e acabamento com pintura texturada.

LED CRI>90 / >50.000h, L80/B10 / 2-step MacAdam  
Fonte de alimentação incluída.  
IP20 | 230Vac | 50/60Hz



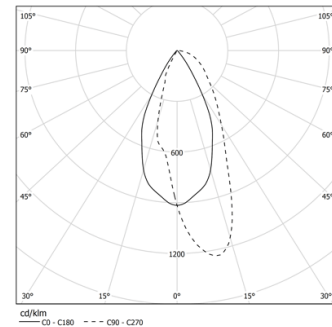
#### Structure

- 1 Profile
- 2 End caps
- 3 Fitting accessories
- 4 Profile coupling

#### Modules

- A inVision Module

LED	3000K	Fonte de Luz	Luminária
Potência		19W	23W
Fluxo		1925lm	1465lm
Eficiência		102lm/W	64lm/W
LOR		-	76%
UGR		-	-

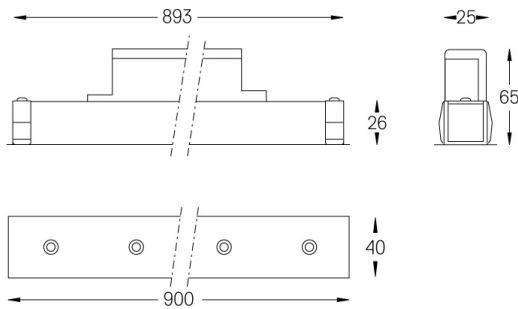


Ângulo de abertura  
Wallwasher

Aplicação



Peso  
0,55Kg



#### Acabamentos

- .01 Branco / RAL 9010
- .02 Preto / RAL 9005

Para fornecimento específico de drivers "DALI 2" por favor contactar:  
support@om-light.com

Choose the length and layout of the system exactly as you want it, to  
model the right lighting functions for different tasks. For further  
information please contact: support@om-light.com