


21W / 1950lm / 4000K / DALI / Flood 52° /
900mm

64018



Structure

- 1 Profile
- 2 End caps
- 3 Fitting accessories
- 4 Profile coupling

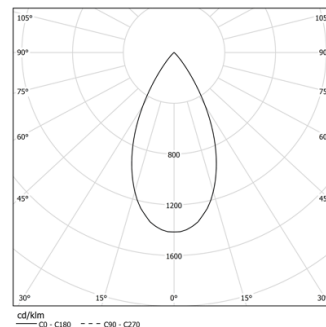
Modules

- A inVision Module

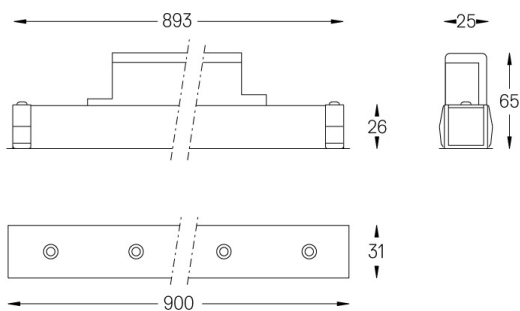
Design: O/M + Bartenbach GmbH

Módulo inVision em alumínio com face metálica
perfurada e acabamento com pintura texturada.LED CRI>90 / >50.000h, L80/B10 / 2-step MacAdam
Fonte de alimentação incluída.
IP20 | 230Vac | 50/60Hz

LED	4000K	Fonte de Luz	Luminária
Potência		21W	25,6W
Fluxo		2580lm	1950lm
Eficiência		123lm/W	76lm/W
LOR		-	76%
UGR		-	<13

Ângulo de abertura
Flood 52°

Aplicação

Peso
0,6Kg

Acabamentos

- .01 Branco / RAL 9010
- .02 Preto / RAL 9005

Para fornecimento específico de drivers "DALI 2" por favor contactar:
support@om-light.comChoose the length and layout of the system exactly as you want it, to
model the right lighting functions for different tasks. For further
information please contact: support@om-light.com