

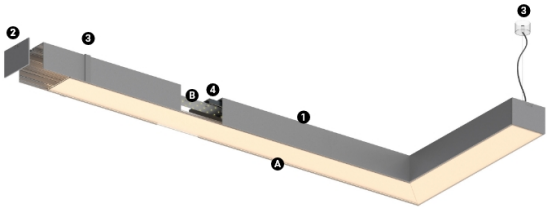
48W / 4150lm / 4000K / On/Off / Diffuse /
1429mm

62150

Design: O/M

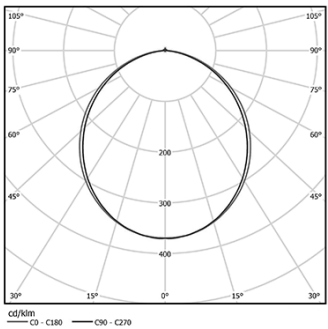
Fonte de luz LED com boa consistência cromática e longa vida útil.

LED CRI>80 / >50.000h, L80/B10 / 3-step MacAdam
Fonte de alimentação incluída.
IP20 | 230Vac | 50/60Hz



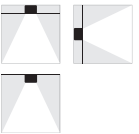
- | | |
|-----------------------|--------------------------------|
| Structure | Diffuser |
| 1 Profile | A Polycarbonate frost diffuser |
| 2 End caps | |
| 3 Fitting accessories | Light Source |
| 4 Profile coupling | B LED Modules |

LED	4000K	Fonte de Luz	Luminária
Potência		48W	56,5W
Fluxo		6700lm	4150lm
Eficiência		140lm/W	73lm/W
LOR		-	62%
UGR		-	<25



Ângulo de abertura
Diffuse

Aplicação



Peso
0,51Kg



Acabamentos

Choose the length and layout of the system exactly as you want it, to model the right lighting functions for different tasks. For further information please contact: support@om-light.com

