

46W\* / 2840lm\* / 2200K-5000K / On/Off /  
 Flood 52° / 1200mm

**61300**



#### Structure

- 1 Profile
- 2 End caps
- 3 Fitting accessories
- 4 Profile coupling

#### Modules

- A inVision Module

Design: O/M + Bartenbach GmbH

Módulo inVision em alumínio com face metálica perfurada e acabamento com pintura texturada. 2200K-5000K Tunable White.


LED CRI>80 / >50.000h, L80/B10 / 3-step MacAdam

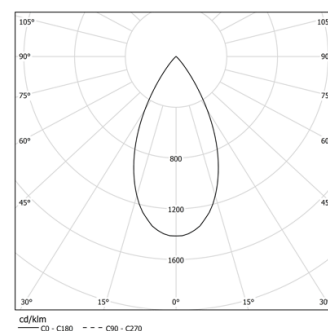
Fonte de alimentação incluída.

DALI DT8.

IP20 | 230Vac | 50/60Hz



 LED	2200K-5000K	Fonte de Luz	Luminária
Potência		46W*	54,1W*
Fluxo		3760lm*	2840lm*
Eficiência		82lm/W	52lm/W
LOR		-	76%
UGR		-	<16

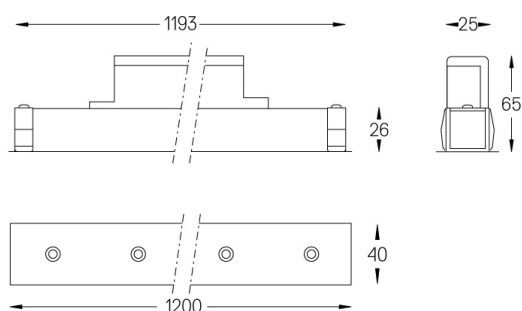


Ângulo de abertura  
**Flood 52°**

Aplicação



Peso  
**0,6Kg**



#### Acabamentos

- .01 Branco / RAL 9010
- .02 Preto / RAL 9005

Choose the length and layout of the system exactly as you want it, to model the right lighting functions for different tasks. For further information please contact: [support@om-light.com](mailto:support@om-light.com)