


inVision45
Made-to-measure

14W / 880lm / 2700K / DALI / Medium 31° /
600mm

61265



Structure

- 1 Profile
- 2 End caps
- 3 Fitting accessories
- 4 Profile coupling

Modules

- A inVision Module

Design: O/M + Bartenbach GmbH

Módulo inVision em alumínio com face metálica
perfurada e acabamento com pintura texturada.

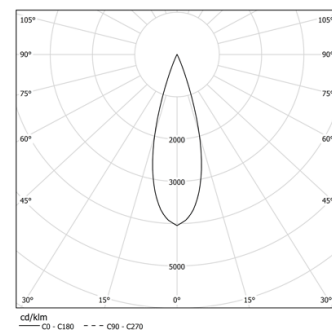
LED CRI>90 / >50.000h, L80/B10 / 2-step MacAdam

Fonte de alimentação incluída.

IP20 | 230Vac | 50/60Hz



 LED	2700K	Fonte de Luz	Luminária
Potência		14W	17,1W
Fluxo		1200lm	880lm
Eficiência		86lm/W	51lm/W
LOR		-	73%
UGR		-	<10

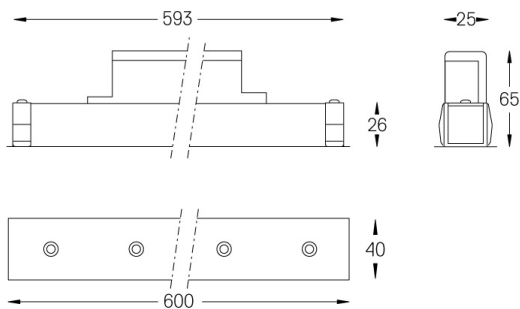


Ângulo de abertura
Medium 31°

Aplicação



Peso
0,5Kg



Acabamentos

- ☐ .01 Branco / RAL 9010
☒ .02 Preto / RAL 9005

Para fornecimento específico de drivers "DALI 2" por favor contactar:
support@om-light.com

Choose the length and layout of the system exactly as you want it, to model the right lighting functions for different tasks. For further information please contact: support@om-light.com