


27W / 2600lm / 4000K / On/Off / Flood 52°
/ 1200mm

60972



Structure

- 1 Profile
- 2 End caps
- 3 Fitting accessories
- 4 Profile coupling

Modules

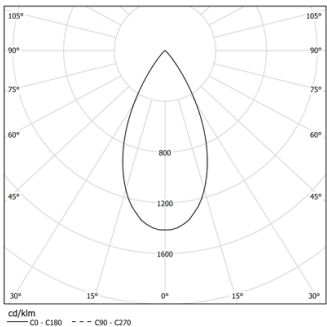
- A inVision Module

Design: O/M + Bartenbach GmbH
Módulo inVision em alumínio com face metálica perfurada e acabamento com pintura texturada.

LED CRI>80 / >50.000h, L80/B10 / 2-step MacAdam
Fonte de alimentação incluída.
IP20 | 230Vac | 50/60Hz



LED	4000K	Fonte de Luz	Luminária
Potência	27W		32,9W
Fluxo	3440lm		2600lm
Eficiência	127lm/W		79lm/W
LOR	-		76%
UGR	-		<10

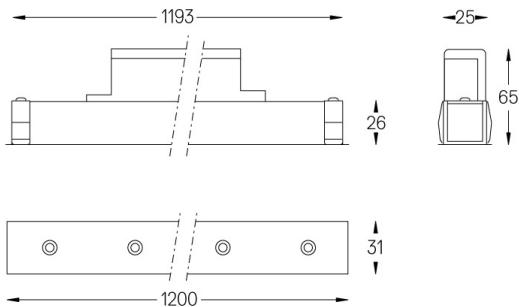


Ângulo de abertura
Flood 52°

Aplicação



Peso
0,8Kg



Acabamentos

- .01 Branco / RAL 9010
- .02 Preto / RAL 9005

Choose the length and layout of the system exactly as you want it, to model the right lighting functions for different tasks. For further information please contact: support@om-light.com