

6,6W / 680lm / 3000K / DALI / Flood 65° /
617mm

75020

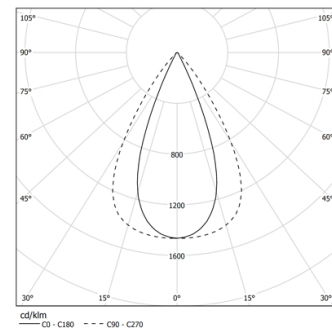
Module with linear extruded lenses (Lightstream) combined with a secondary reflector, integrated into an extruded aluminium profile.

Available in white (.04) and black (.05)

LED CRI>90 / >50.000h, L80/B10 / 2-step MacAdam
Power supply included.
IP20 | 48Vdc

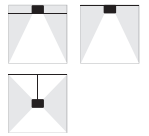


| LED | 3000K | Light Source | Luminaire |
|------------|-------|--------------|-----------|
| Power | | 6,6W | 8,3W |
| Flux | | 840lm | 680lm |
| Efficiency | | 127lm/W | 82lm/W |
| LOR | | - | 81% |
| UGR | | - | <13 |



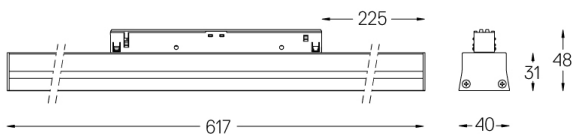
Beam angle
Flood 65°

Application



Weight

-



Finishes

- .04 Matt White
- .05 Matt Black

Optional

70045 Modules removal tool
20x75mm

Data according to regulations

2019/2020/EU supplemented by 2021/341 | 2019/2015/EU supplemented by 2021/340/EU Energy Consumption Labelling Ordinance. This product contains a light source of efficiency class E Model Identifier 2053560160L