

6,7W / 3,7W / 520lm / 290lm / 3000K /
On/Off / Spot 20° / ø75mm

64836



Design: O/M

Ceiling-recessed luminaire made of aluminium die-cast.

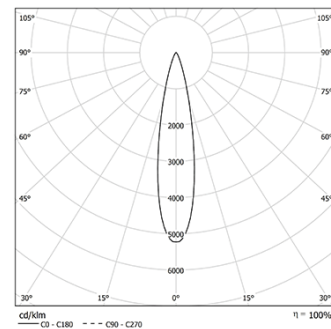
Recessing system with spring clips.

Recessing accessory for flush version supplied separately.

LED CRI>90 / >50.000h, L80/B10
3-step MacAdam / Power supply not included
IP65 | 180mA / 100mA



LED	3000K	Light Source	Luminaire
Power		6,7W / 3,7W	6,7W / 3,7W
Flux		685lm / 380lm	520lm / 290lm
Efficiency		102lm/W	78lm/W
LOR		-	76%
UGR		-	<16



Beam angle
Spot 20°

Application



Weight
0.21Kg



Finishes

- .04 Matt White
- .05 Matt Black

Mandatory

- 59093** Driver On/Off [180mA]
147x43x30mm
- 59092** Driver On/Off [100mA]
92x28x21mm
- 59095** Driver DALI [180mA]
144x30x21mm
- 59094** Driver DALI [100mA]
144x30x21mm
- 59097** Driver Phase-Cut [180mA]
102x49x29mm
- 59096** Driver Phase-Cut [100mA]
122x41x23mm
- 59099** Driver 1-10V [180mA]
130x30x20mm
- 59098** Driver 1-10V [120mA]
130x30x20mm

Optional

- 59069** Flush accessory (12.5mm ceilings)
176x17mm
- 59070** Flush accessory (15mm ceilings)
176x19,5mm
- 59071** Flush accessory (25mm ceilings)
176x29,5mm

The cutout dimensions are for plasterboard ceilings. For other type of material please contact: support@om-light.com

The 5-year guarantee applies only when the luminaire and driver are supplied together.

Data according to regulations

2019/2020/EU supplemented by 2021/341 | 2019/2015/EU supplemented by 2021/340/EU Energy Consumption Labelling Ordinance. This product contains a light source of efficiency class F
Model Identifier BXRH-30G1000-B-83



Go IP65

Driver On/Off [1 luminaire]

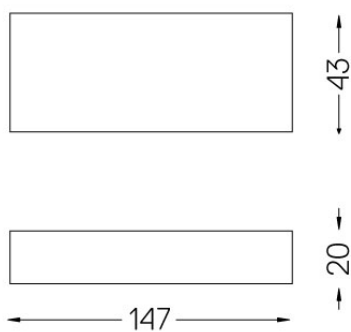
59093



Driver On/Off for Go ø75 [180mA]
230Vac | 50/60Hz | Class II

Weight
0,08Kg

Finishes
.99





Go IP65

Driver On/Off [1 luminaire]

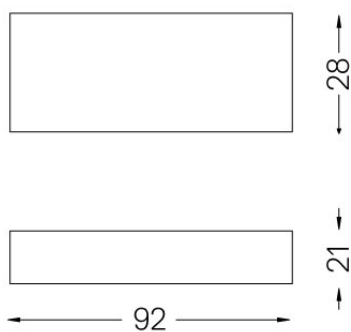
59092



Driver On/Off for Go ø75 [100mA]
230Vac | 50/60Hz | Class II

Weight
0,1Kg

Finishes
.99

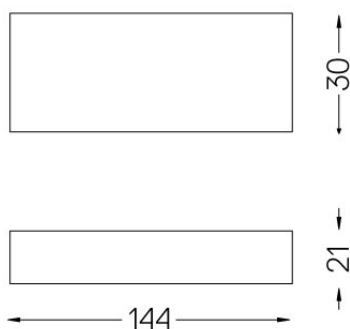




Driver DALI for Go ø75 [180mA]
230Vac | 50/60Hz | Class II

Weight
0,08Kg

Finishes
.99





Driver DALI [1 luminaire]

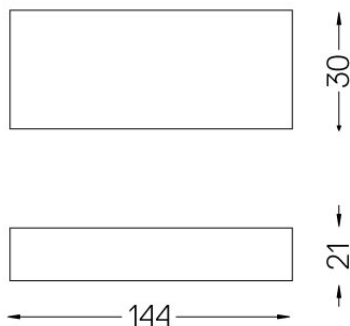
59094



Driver DALI for Go ø75 [100mA]
230Vac | 50/60Hz | Class II

Weight
0,08Kg

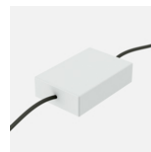
Finishes
.99





Go IP65

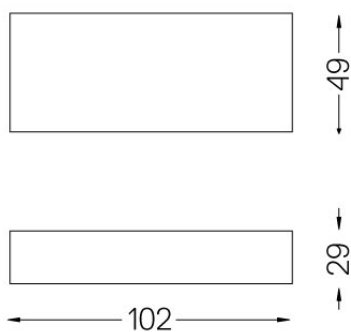
Driver PhaseCut [1 luminaire] **59097**



Driver PhaseCut for Go ø75
[180mA]
230Vac | 50/60Hz | Class II

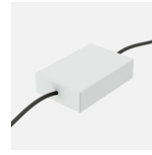
Weight
0,13Kg

Finishes
.99



Driver PhaseCut [1 luminaire]

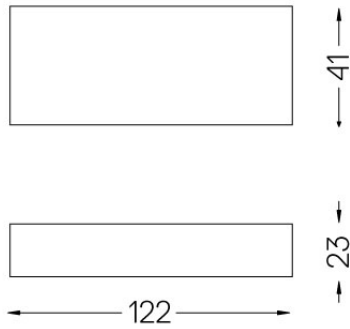
59096



Driver PhaseCut for Go ø75
[100mA]
230Vac | 50/60Hz | Class II

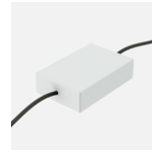
Weight
0,07Kg

Finishes
.99



Driver 1-10V [1 luminaire]

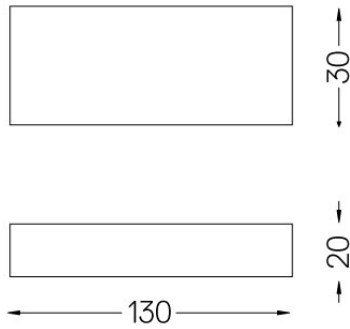
59099



Driver 1-10V for Go ø75 [180mA]
230Vac | 50/60Hz | Class II

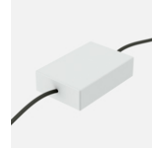
Weight
0,07Kg

Finishes
.99



Driver 1-10V [1 luminaire]

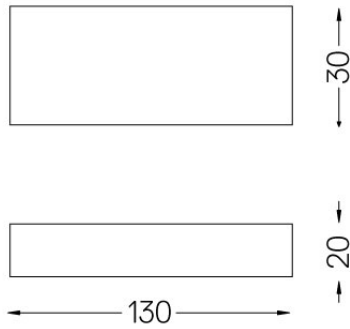
59098



Driver 1-10V for Go ø75 [120mA]
230Vac | 50/60Hz | Class II

Weight
0,07Kg

Finishes
.99



Flush accessory (12.5mm
ceilings)

59069

1 mm

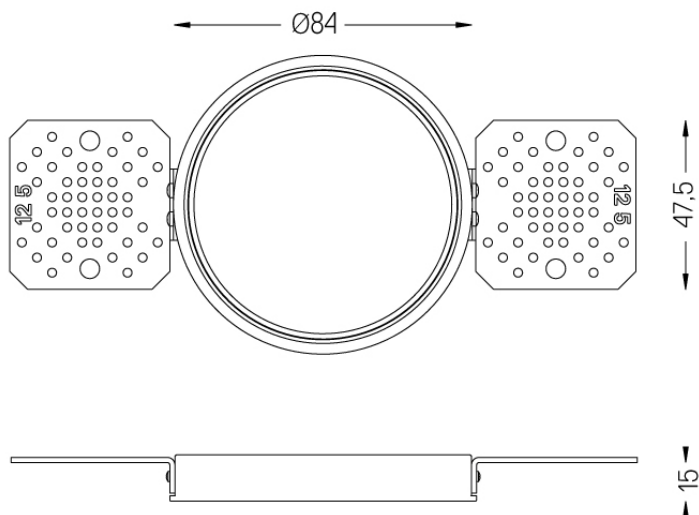
Ø88



Flush accessory Go
For 12.5mm ceilings.

Weight
0,11Kg

Finishes
.99



Flush accessory (15mm
ceilings)

59070

1 mm

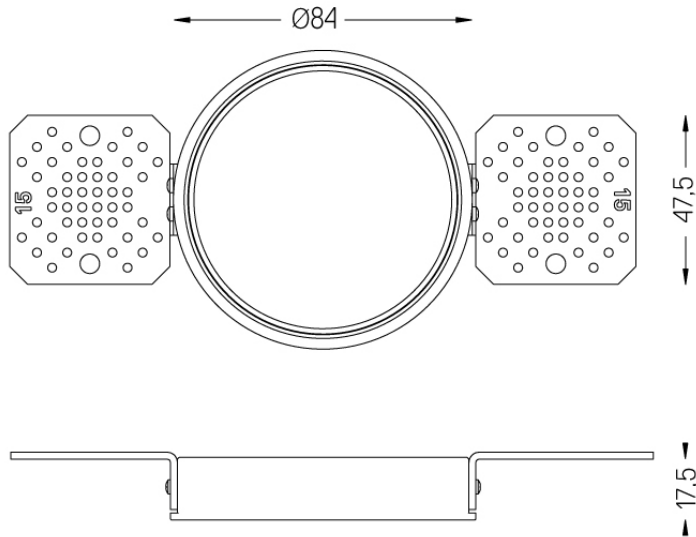
Ø88



Flush accessory Go
For 15mm ceilings.

Weight
0,05Kg

Finishes
.99



Flush accessory (25mm
ceilings)

59071

mm

Ø88



Flush accessory Go
For 25mm ceilings.

Weight
0,05Kg

Finishes
.99

