

14W / 7W / 1845lm / 925lm / 3500K / On/Off
/ Flood 60° / ø100mm

64768



Design: O/M

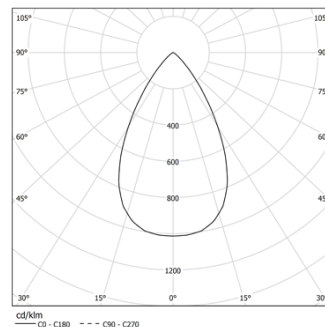
Ceiling-recessed luminaire made of aluminium die-cast.

Recessing system with spring clips.

LED CRI>90 / >50.000h, L80/B10
3-step MacAdam / Power supply not included
IP44 | 400mA / 200mA



| LED | 3500K | Light Source | Luminaire |
|------------|-------|-----------------|----------------|
| Power | | 14W / 7W | 14W / 7W |
| Flux | | 2320lm / 1160lm | 1845lm / 925lm |
| Efficiency | | 165lm/W | 132lm/W |
| LOR | | - | 80% |
| UGR | | - | <22 |

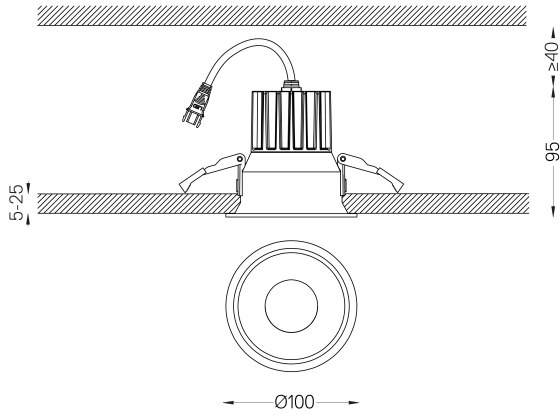


Beam angle
Flood 60°

Application



Weight
0.37Kg



Finishes

- .04 Matt White
- .05 Matt Black

Mandatory


- 59117** Driver On/Off [400mA]
147x43x30mm
- 59116** Driver On/Off [200mA]
147x43x30mm
- 59119** Driver DALI [400mA]
144x30x21mm
- 59118** Driver DALI [200mA]
144x30x21mm
- 59121** Driver PhaseCut [400mA]
111x22x52mm
- 59120** Driver PhaseCut [180mA]
102x49x29mm
- 59123** Driver 1-10V [400mA]
163x30x21mm
- 59122** Driver 1-10V [200mA]
130x30x20mm

The cutout dimensions are for plasterboard ceilings. For other type of material please contact: support@om-light.com

The 5-year guarantee applies only when the luminaire and driver are supplied together.

Data according to regulations


2019/2020/EU supplemented by 2021/341 | 2019/2015/EU supplemented by 2021/340/EU Energy Consumption Labelling Ordinance. This product contains a light source of efficiency class E
Model Identifier BXRE-35G20FB-C-83

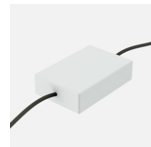


Driver On/Off for Go ø100
[400mA]
230Vac | 50/60Hz | Class II

Weight
0,08Kg

Finishes
.99




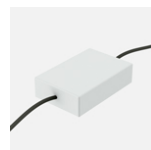


Driver On/Off for Go ø100
[200mA]
230Vac | 50/60Hz | Class II

Weight
0,08Kg

Finishes
.99

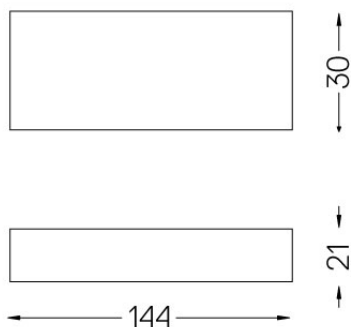





Driver DALI for Go ø100 [400mA]
230Vac | 50/60Hz | Class II

Weight
0,08Kg

Finishes
.99




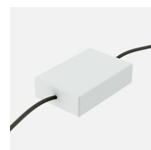


Driver DALI for Go ø100 [200mA]
230Vac | 50/60Hz | Class II

Weight
0,08Kg

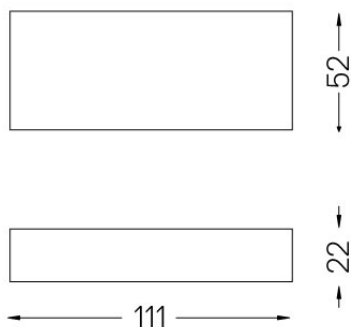
Finishes
.99

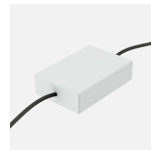




Driver PhaseCut for Go ø100
[400mA]
230Vac | 50/60Hz | Class II

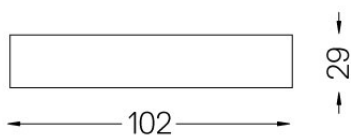
Weight
0,11Kg





Driver PhaseCut for Go ø100
[180mA]
230Vac | 50/60Hz | Class II

Weight
0,13Kg



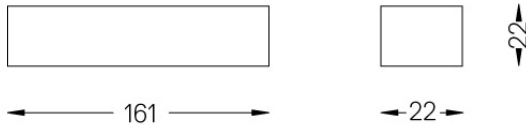
15W Driver


59123



Driver 350mA for Dot
1 to 6 luminaires
IP65 | 230Vac | 50/60Hz | Class II

Weight
0,06Kg





Driver 1-10V for Go ø100 [200mA]
230Vac | 50/60Hz | Class II

Weight
0,07Kg

