



Design: O/M

Ceiling-recessed luminaire made of aluminium die-cast.

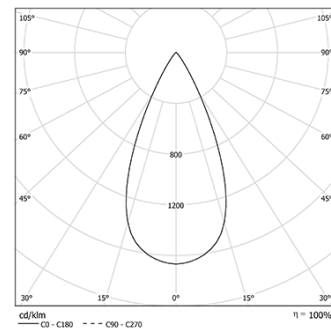
Recessing system with spring clips.

Recessing accessory for flush version supplied separately.

LED CRI>90 / >50.000h, L80/B10  
3-step MacAdam / Power supply not included  
IP44 | 200mA / 100mA



LED	4000K	Light Source	Luminaire
Power		6,7W / 3,4W	6,7W / 3,4W
Flux		1065lm / 535lm	860lm / 430lm
Efficiency		159lm/W	128lm/W
LOR		-	81%
UGR		-	<19



Beam angle  
Flood 48°

Application



Weight  
0.21Kg



## Finishes

- .04 Matt White
- .05 Matt Black

## Mandatory

**59101** Driver On/Off [200mA]

147x43x30mm

**59100** Driver On/Off [100mA]

110x40x21mm

**59103** Driver DALI [200mA]

144x30x21mm

**59102** Driver DALI [100mA]

144x30x21mm

**59105** Driver PhaseCut [180mA]

102x49x29mm

**59104** Driver PhaseCut [100mA]

122x41x23mm

**59107** Driver 1-10V [200mA]

130x30x20mm

**59106** Driver 1-10V [120mA]

130x30x20mm

## Optional

**59069** Flush accessory (12.5mm ceilings)

176x17mm

**59070** Flush accessory (15mm ceilings)

176x19,5mm

**59071** Flush accessory (25mm ceilings)

176x29,5mm

The cutout dimensions are for plasterboard ceilings. For other type of material please contact: [support@om-light.com](mailto:support@om-light.com)

The 5-year guarantee applies only when the luminaire and driver are supplied together.

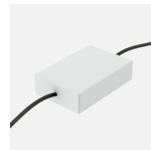
## Data according to regulations

2019/2020/EU supplemented by 2021/341 |2019/2015/EU

supplemented by 2021/340/EU Energy Consumption Labelling

Ordinance. This product contains a light source of efficiency class E


Model Identifier BXRE-40G10FB-C-83



Driver On/Off for Go ø75  
[200mA]  
230Vac | 50/60Hz | Class II

Weight  
0,08Kg

Finishes  
.99

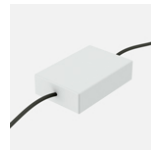




## Go

Driver On/Off [1 luminaire]

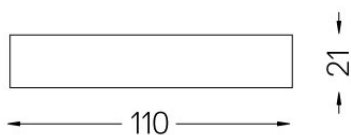
59100

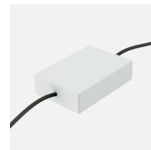


Driver On/Off for Go ø75 [100mA]  
230Vac | 50/60Hz | Class II

Weight  
**0,09Kg**

Finishes  
**.99**




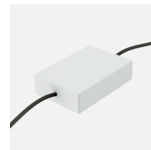


Driver DALI for Go ø75 [200mA]  
230Vac | 50/60Hz | Class II

Weight  
**0,08Kg**

Finishes  
**.99**

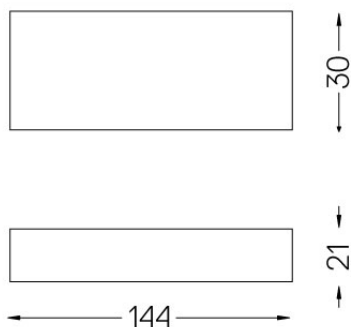


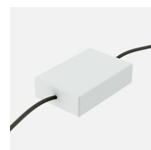


Driver DALI for Go ø75 [100mA]  
230Vac | 50/60Hz | Class II

Weight  
**0,08Kg**

Finishes  
**.99**

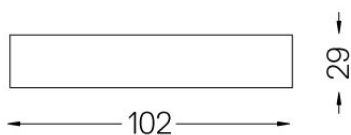


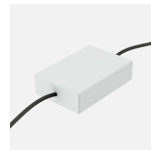


Driver PhaseCut for Go ø75  
[180mA]  
230Vac | 50/60Hz | Class II

Weight  
0,13Kg

Finishes  
.99

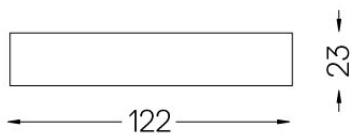




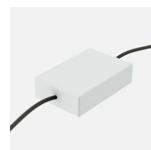
Driver PhaseCut for Go ø75  
[100mA]  
230Vac | 50/60Hz | Class II

Weight  
0,07Kg

Finishes  
.99



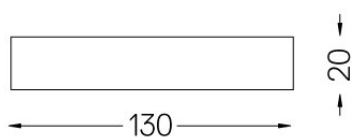




Driver 1-10V for Go ø75 [200mA]  
230Vac | 50/60Hz | Class II

Weight  
0,07Kg

Finishes  
.99

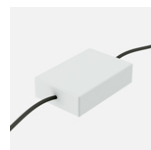




## Go

Driver 1-10V [1 luminaire]

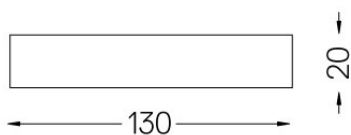
59106

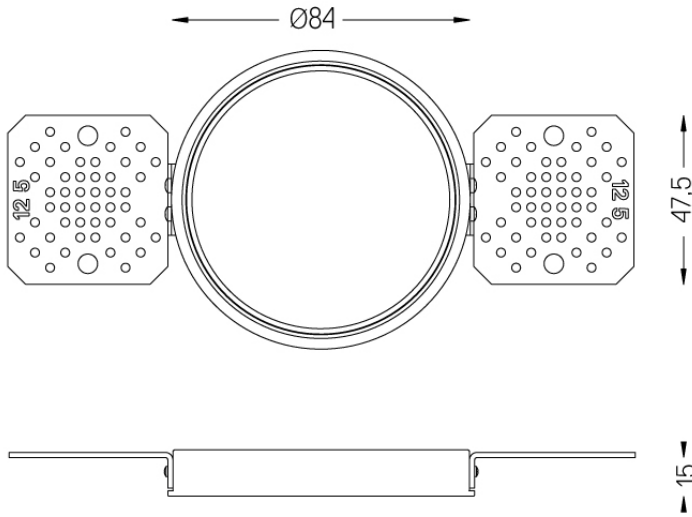


Driver 1-10V for Go ø75 [120mA]  
230Vac | 50/60Hz | Class II

Weight  
0,07Kg

Finishes  
.99





Flush accessory (12.5mm ceilings)

59069



Flush accessory Go  
For 12.5mm ceilings.

Weight  
0,11Kg

Finishes  
.99

Flush accessory (15mm ceilings)

59070

mm

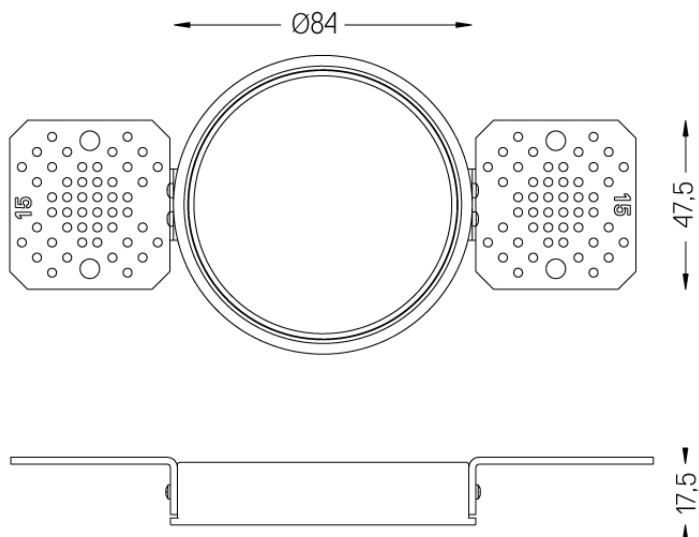
Ø88



Flush accessory Go  
For 15mm ceilings.

Weight  
0,05Kg

Finishes  
.99





**Flush accessory (25mm ceilings)**

**59071**



Flush accessory Go  
For 25mm ceilings.

Weight  
**0,05Kg**

Finishes  
**.99**

