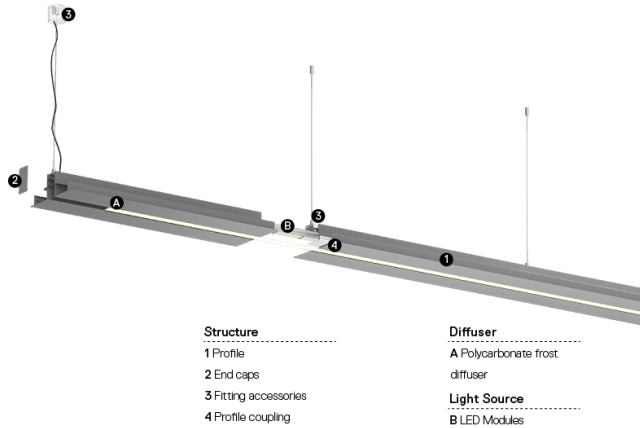


63+126W / 2400+4800lm / 2700K / On/Off /
Diffuse Direct/ Indirect / 2895mm

64147



Structure
1 Profile
2 End caps
3 Fitting accessories
4 Profile coupling

Diffuser
A Polycarbonate frost
diffuser
Light Source
B LED Modules

Design: Eduardo Souto de Moura
MGB Pendant Indirect module with housing made of aluminium profile with 25micron maximum corrosion resistance anodization with textured electrostatic 100% polyester paint.

Frosted acrylic diffuser with user friendly clipping system.

Steel end caps with textured electrostatic 100% polyester paint.

Frosted acrylic diffuser for direct light and indirect light.

Fitting accessories supplied separately.

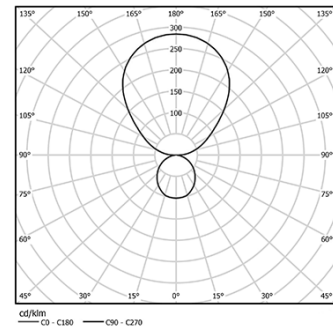
LED CRI>90 / >50.000h, L80/B10 / 3-step MacAdam

Power supply included.

IP20 | 230Vac | 50/60Hz



LED	2700K	Light Source	Luminaire
Power	63+126W	63+126W	90+180W
Flux	6000+12000lm	6000+12000lm	2400+4800lm
Efficiency	95lm/W	95lm/W	27lm/W
LOR	-	-	40%
UGR	-	-	<25

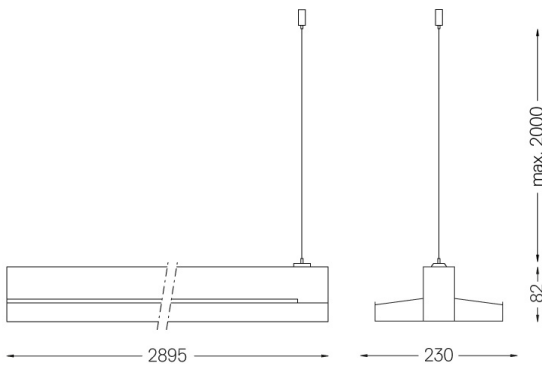


Beam angle
Diffuse Direct/
Indirect

Application



Weight
14Kg



Finishes

- .01 White / RAL 9010
- .02 Black / RAL 9005
- .03 Grey / RAL 9006

Mandatory

54034 Clear base

Ø60x35mm

54080 Aluminium base

Ø60x37mm