


21W / 1410lm / 3000K / DALI / Medium 31° / 900mm

64032



Structure

- 1 Profile
- 2 End caps
- 3 Fitting accessories
- 4 Profile coupling

Modules

- A inVision Module

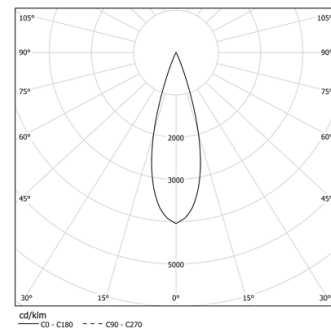
Design: O/M + Bartenbach GmbH

inVision module with housing and perforated cover plate made of aluminium with textured-paint finish.

LED CRI>90 / >50.000h, L80/B10 / 2-step MacAdam
Power supply included.
IP20 | 230Vac | 50/60Hz



| LED | 3000K | Light Source | Luminaire |
|------------|-------|--------------|-----------|
| Power | | 21W | 25,6W |
| Flux | | 1935lm | 1410lm |
| Efficiency | | 92lm/W | 55lm/W |
| LOR | | - | 73% |
| UGR | | - | <10 |

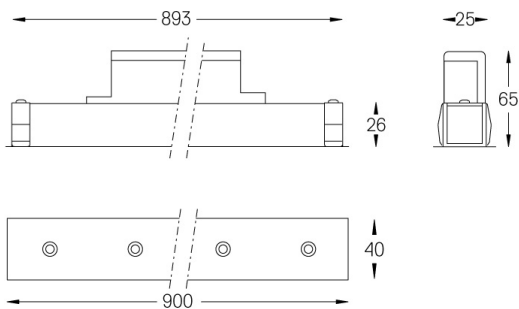


Beam angle
Medium 31°

Application



Weight
0,6Kg



Finishes

- .01 White / RAL 9010
- .02 Black / RAL 9005

For the specific supply of "DALI 2" drivers, please contact:
support@om-light.com

Choose the length and layout of the system exactly as you want it, to model the right lighting functions for different tasks. For further information please contact: support@om-light.com