


39W / 3720lm / 4000K / On/Off / Medium  
31° / 900mm

64013



### Structure

- 1 Profile
- 2 End caps
- 3 Fitting accessories
- 4 Profile coupling

### Modules

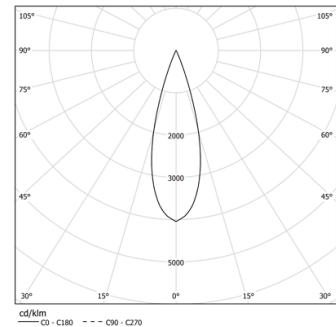
- A inVision Module

Design: O/M + Bartenbach GmbH  
inVision module with housing and perforated cover plate made of aluminium with textured-paint finish.

LED CRI>80 / >50.000h, L80/B10 / 2-step MacAdam  
Power supply included.  
IP20 | 230Vac | 50/60Hz



LED	4000K	Light Source	Luminaire
Power		39W	45,9W
Flux		5100lm	3720lm
Efficiency		131lm/W	81lm/W
LOR		-	73%
UGR		-	<13



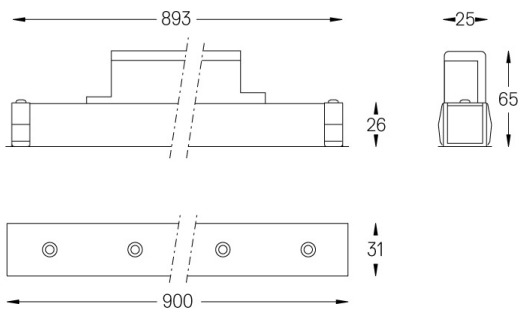
Beam angle  
Medium 31°

### Application



Weight  
0,6Kg

mm



### Finishes

- .01 White / RAL 9010
- .02 Black / RAL 9005

Choose the length and layout of the system exactly as you want it, to model the right lighting functions for different tasks. For further information please contact: [support@om-light.com](mailto:support@om-light.com)