


21W / 1470lm / 3000K / On/Off / Flood 52° /
900mm

64006

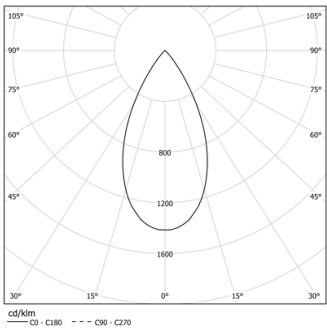
Design: O/M + Bartenbach GmbH
inVision module with housing and perforated cover
plate made of aluminium with textured-paint finish.

LED CRI>90 / >50.000h, L80/B10 / 2-step MacAdam
Power supply included.
IP20 | 230Vac | 50/60Hz



- Structure**
 - 1 Profile
 - 2 End caps
 - 3 Fitting accessories
 - 4 Profile coupling
- Modules**
 - A inVision Module

LED	3000K	Light Source	Luminaire
Power		21W	25,6W
Flux		1935lm	1470lm
Efficiency		92lm/W	57lm/W
LOR		-	76%
UGR		-	<10

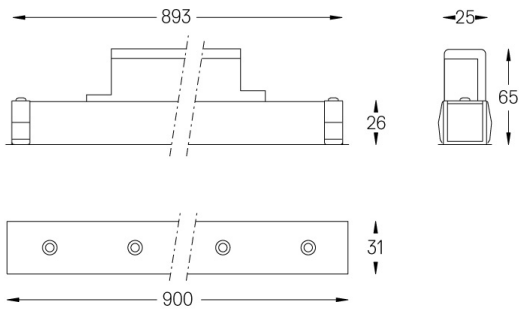


Beam angle
Flood 52°

Application



Weight
0,6Kg



Finishes

- .01 White / RAL 9010
- .02 Black / RAL 9005

Choose the length and layout of the system exactly as you want it, to
model the right lighting functions for different tasks. For further
information please contact: support@om-light.com