


39W / 2730lm / 2700K / On/Off / Flood 52° / 900mm

63999

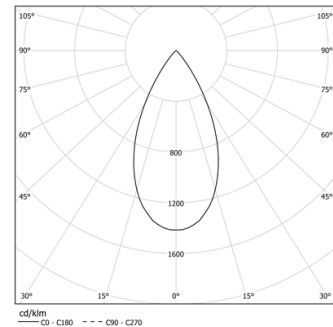
Design: O/M + Bartenbach GmbH
inVision module with housing and perforated cover plate made of aluminium with textured-paint finish.

LED CRI>90 / >50.000h, L80/B10 / 2-step MacAdam
Power supply included.
IP20 | 230Vac | 50/60Hz



- | | |
|-----------------------|-------------------|
| Structure | Modules |
| 1 Profile | A inVision Module |
| 2 End caps | |
| 3 Fitting accessories | |
| 4 Profile coupling | |

LED	2700K	Light Source	Luminaire
Power		39W	45,9W
Flux		3600lm	2730lm
Efficiency		92lm/W	59lm/W
LOR		-	76%
UGR		-	<16



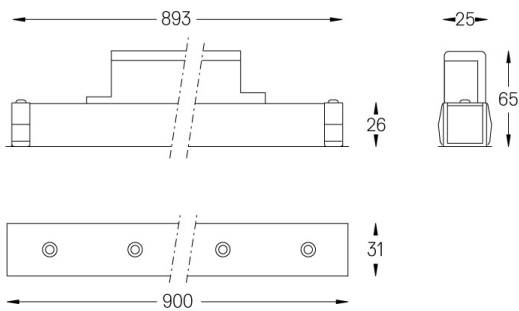
Beam angle
Flood 52°

Application



Weight
0,6Kg

mm



Finishes

- .01 White / RAL 9010
- .02 Black / RAL 9005

Choose the length and layout of the system exactly as you want it, to model the right lighting functions for different tasks. For further information please contact: support@om-light.com