

inVision45 Recessed

46W* / 2840lm* / 2200K-5000K / DALI /
Flood 52° / 1215mm

63991



Design: O/M + Bartenbach GmbH

Recessed luminaire with housing made of aluminium with electrostatic 100% polyester paint with textured finish.

Aluminium anodised end caps with electrostatic
100% polyester paint with textured-finish.

Housing and perforated cover plate made of aluminium with textured-paint finish. With the latest Bartenbach GmbH technology, inVision45 is a discreet solution, that can use great light distribution and visual comfort from a nearly invisible source. Fitting accessories ordered separately.


LED CRI>80 / >50.000h, L80/B10 / 3-step MacAdam

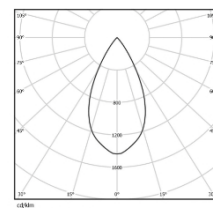
Power supply included.

DALI DT8.

IP20 | 230Vac | 50/60Hz



 LED	2200K-5000K	Light Source	Luminaire
Power		46W*	54,1W*
Flux		3760lm*	2840lm*
Efficiency		82lm/W	52lm/W
LOR		-	76%
UGR		-	<16



Beam angle
Flood 52°

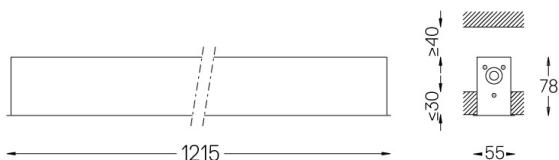


Application

Weight
1,9Kg



47x1205



Finishes

- ☐ .01 White / RAL 9010
☒ .02 Black / RAL 9005

Mandatory

51027 Recessed fitting accessory

O/M recommends that any false ceilings intended for recessed products should be installed only after the products to be used have been chosen. The same applies when preparing openings for this type of product. O/M recommends reinforcing false ceilings close to any such openings, in accordance with the characteristics of the product to be recessed. The cutout dimensions are for plasterboard ceilings. For other type of material please contact: support@om-light.com