


14+28W / 1440+1360lm / 4000K / DALI /
Flood 64° / batwing / 1152mm

63780



Structure

- 1 Profile
- 2 End caps
- 3 Fitting accessories
- 4 Profile coupling

Modules

- A inFinit module (middle)
- B inFinit module (end)
- C Indirect module

Design: OM + Bartenbach GmbH

Pendant direct and indirect module with housing made of aluminium with electrostatic 100% polyester paint.

Direct light: Linear extruded lenses (Lightstream) combined with a secondary reflector, integrated into an extruded aluminium profile.

Indirect light: Linear lenses for batwing effect protected by a transparent polycarbonate diffuser.


LED CRI>90 / >50.000h, L80/B10 / 2-step MacAdam

Power supply included.

IP20 | 230Vac | 50/60Hz



LED	4000K	Light Source	Luminaire
Power		14+28W	17,1+34,1W
Flux		1800+1720lm	1440+1360lm
Efficiency		84lm/W	55lm/W
LOR		-	80%
UGR		-	<16

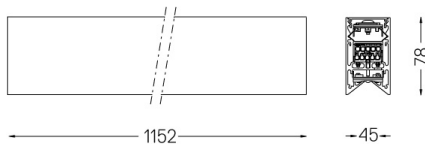


Beam angle
Flood 64° /
batwing

Application



Weight



Finishes

- .04 Matt White
- .05 Matt Black

For the specific supply of "DALI 2" drivers, please contact:
support@om-light.com

Choose the length and layout of the system exactly as you want it, to model the right lighting functions for different tasks. For further information please contact: support@om-light.com