

9,8W / 930lm / 3000K / On/Off / Flood 56° /
ø85mm

63603



Design: O/M + Bartenbach GmbH

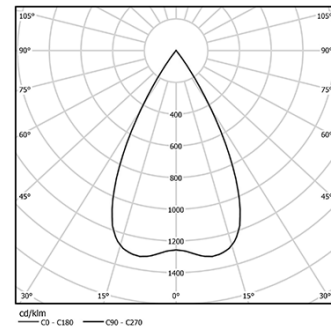
Surface/Pendant luminaire with aluminium die-cast body and heat sink with electrostatic 100% polyester paint finish.

Spot-lens with individual complex surface rips to provide a focal light and an extremely narrow beam. Fitting accessories ordered separately

LED CRI>90 / >50.000h, L80/B10
2-step MacAdam / Power supply included.
IP20 | 230Vac | 50/60Hz



LED	3000K	Light Source	Luminaire
Power		9,8W	12,3W
Flux		1035lm	930lm
Efficiency		106lm/W	76lm/W
LOR		-	90%
UGR		-	<19

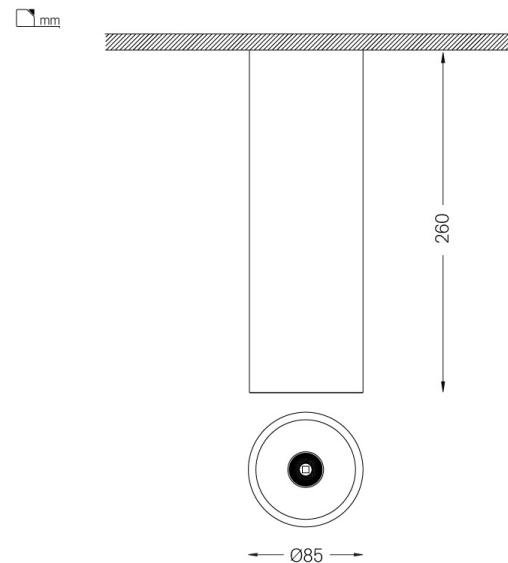


Beam angle
Flood 56°

Application



Weight
0,53Kg



Finishes

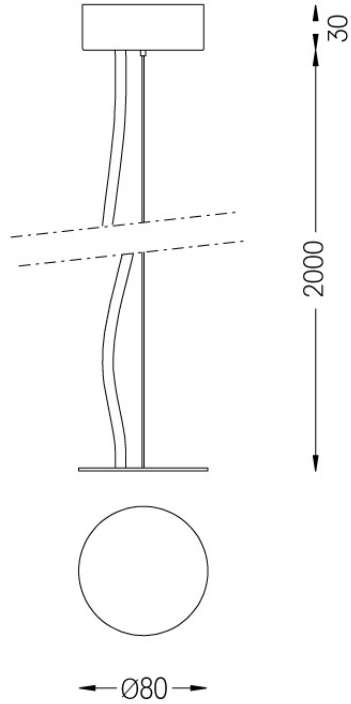
- .01 White / RAL 9010
- .02 Black / RAL 9005

Mandatory

59051 Accessory for pendant installation
ø80x35mm

Data according to regulations

2019/2020/EU supplemented by 2021/341 | 2019/2015/EU supplemented by 2021/340/EU Energy Consumption Labelling Ordinance. This product contains a light source of efficiency class F Model Identifier 2053560257H



Accessory for pendant
installation

59051



Accessory for pendant
installation
for One

Weight
0,01Kg

Finishes

- .01 White / RAL 9010
- .02 Black / RAL 9005