

46W / 5200lm / 4000K / DALI / Flood 64° / 2880mm

63177



#### Structure

- 1 Profile
- 2 End caps
- 3 Fitting accessories
- 4 Profile coupling

#### Modules

- A inFinit module (middle)
- B inFinit module (end)
- C Indirect module

Design: OM + Bartenbach

GmbH

Module with linear extruded lenses (Lightstream) combined with a secondary reflector, integrated into an extruded aluminium profile.

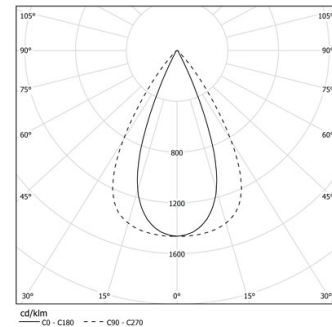
LED CRI>90 / >50.000h, L80/B10 / 2-step MacAdam

Power supply included.

IP20 | 230Vac | 50/60Hz

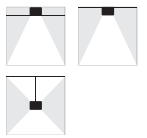


LED	4000K	Light Source	Luminaire
Power	46W	54,1W	
Flux	6500lm	5200lm	
Efficiency	141lm/W	96lm/W	
LOR	-	80%	
UGR	-	<16	

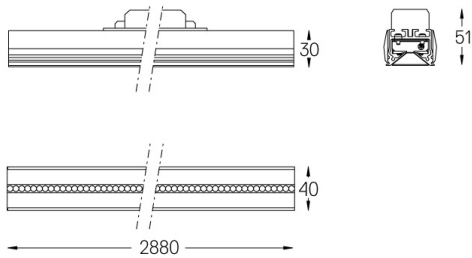


Beam angle  
Flood 64°

Application



Weight



#### Finishes

- .01 White / RAL 9010
- .02 Black / RAL 9005

For the specific supply of "DALI 2" drivers, please contact: support@om-light.com

Choose the length and layout of the system exactly as you want it, to model the right lighting functions for different tasks. For further information please contact: support@om-light.com