



Design: O/M

Module with housing made of aluminium profile with integrated LED light source and frosted acrylic diffuser.

Includes cable to connect modules with male and female plug connector.

Components supplied separately: power supply, DALI dimmer, power cable, extension cable and fitting accessories 45°.

Maximum length of the sum of the modules: ≤4m.

LED CRI>80 / >50.000h, L80/B50 / 3-step MacAdam.
IP20 | 48Vdc



LED	2200K	Light Source	Luminaire
Power		23W	23W
Flux		2200lm	1250lm
Efficiency		96lm/W	54lm/W
LOR		-	57%
UGR		-	-




Beam angle
Diffuse

Application



Weight
0,44Kg

mm



Finishes

.25 Frost

Included

Fitting accessories 0°
34x19x7mm

Mandatory

18105 Power cable

2x0,35mm² (0,5m)

18106 Power cable

2x0,35mm² (1m)

18820 Power Supply 16W

On/Off

18821 Power Supply 30W

On/Off

18822 Power Supply 55W

On/Off

18823 Power Supply 75W

On/Off

18824 Power Supply 150W

On/Off

18833 LED Dimmer DALI

Optional

18107 Extension cable

2x0,35mm² (1m)

18108 Extension cable

2x0,35mm² (5m)

18831 Fitting accessories 45°

45x19,5x20mm



Limit Flat

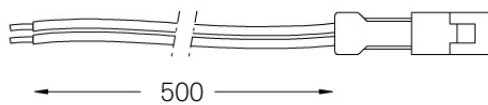
Power cable

18105



Power cable for Limit.
Includes female connector at one
end.

Weight
0,0064Kg





Limit Flat

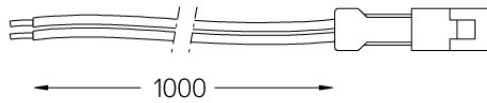
Power cable

18106



Power cable for Limit.
Includes female connector at one
end.


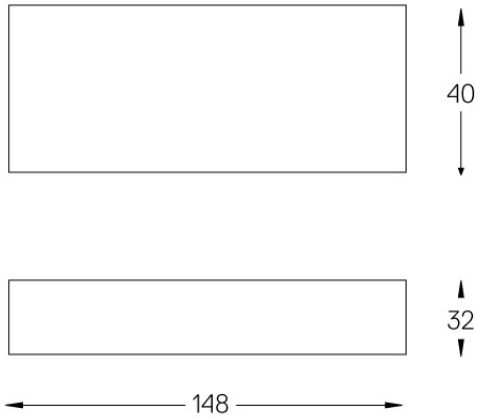
Weight
0,011Kg



Limit Flat

Power Supply 16W

18820



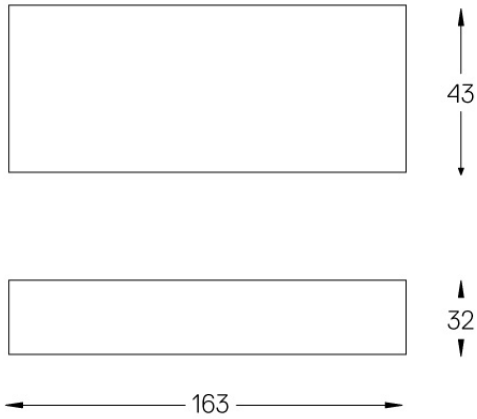
Driver until 16W, 220/230Vac.
The driver's power should be higher than, and close to, the sum of the power of the modules.

Weight
0,210Kg

Limit Flat

Power Supply 30W

18821



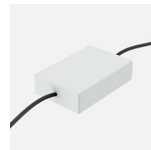
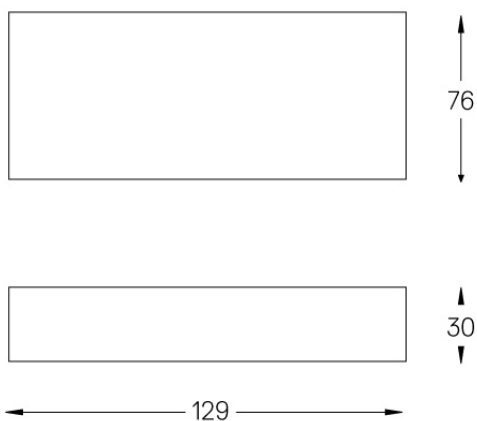
Driver until 30W, 220/230Vac.
The driver's power should be higher than, and close to, the sum of the power of the modules.

Weight
0,440Kg

Limit Flat

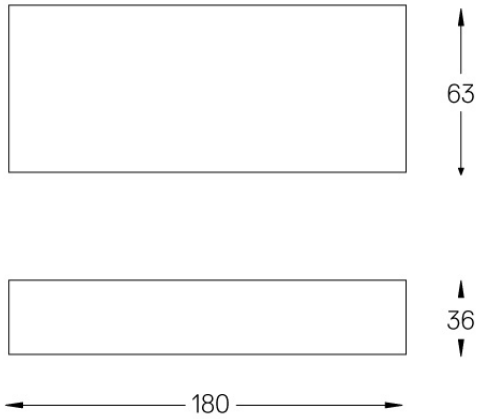
Power Supply 55W

18822



Driver until 55W, 220/230Vac.
The driver's power should be higher than, and close to, the sum of the power of the modules.

Weight
0,250Kg




Driver until 75W, 220/230Vac.
The driver's power should be higher than, and close to, the sum of the power of the modules.

Weight
0,8Kg

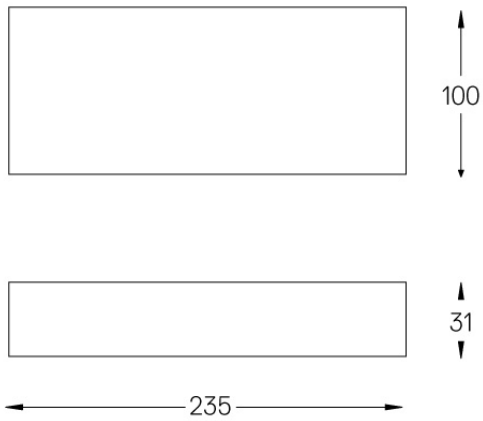
Limit Flat

Power Supply 150W

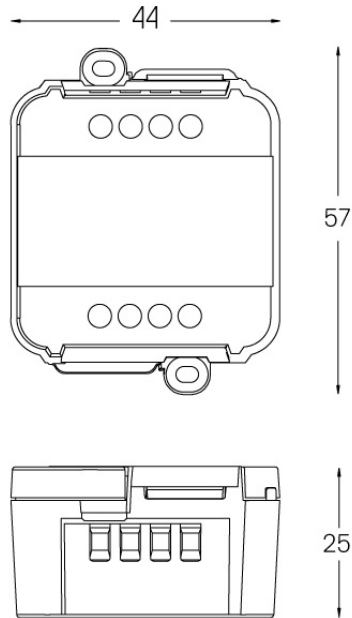
18824



Driver until 150W, 220/230Vac.
The driver's power should be higher than, and close to, the sum of the power of the modules.



Weight
0,950Kg



Dimmer DALI

Weight
0,04Kg



Limit Flat

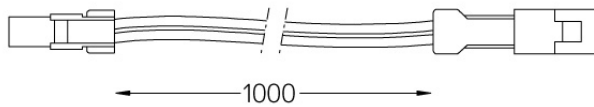
Extension cable

18107



Extension cable for Limit.
Optional
Includes male and female plug
connector

Weight
0,012Kg





Limit Flat

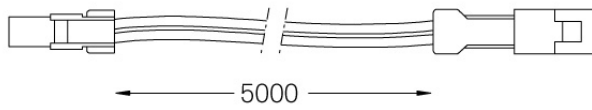
Extension cable

18108



Extension cable for Limit.
Optional
Includes male and female plug
connector

Weight
0,04Kg





Fitting accessories 45°

