

13,6W / 1100lm / 2200K / Medium 30° /  
595mm

62820



Design: O/M

Module with housing made of aluminium profile with integrated LED light source and frosted acrylic diffuser.

Includes cable to connect modules with male and female plug connector.

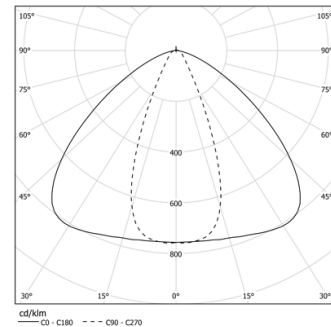
Components supplied separately: power supply, DALI dimmer, power cable, extension cable and fitting accessories 45°.

Maximum length of the sum of the modules: ≤4m.

LED CRI>80 / >50.000h, L80/B50 / 3-step MacAdam.  
IP44 | 48Vdc



LED	2200K	Light Source	Luminaire
Power		13,6W	13,6W
Flux		1340lm	1100lm
Efficiency		99lm/W	81lm/W
LOR		-	82%
UGR		-	-



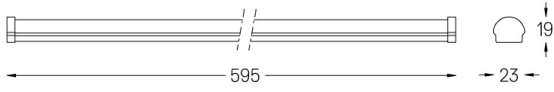
Beam angle  
Medium 30°

Application



Weight  
0,18Kg

mm



#### Finishes

● .25 Frost

#### Included

Fitting accessories 0°  
34x19x7mm

#### Mandatory

**18105** Power cable

2x0,35mm<sup>2</sup> (0,5m)

**18106** Power cable

2x0,35mm<sup>2</sup> (1m)

**18820** Power Supply 16W

On/Off

**18821** Power Supply 30W

On/Off

**18822** Power Supply 55W

On/Off

**18823** Power Supply 75W

On/Off

**18824** Power Supply 150W

On/Off

**18833** LED Dimmer DALI

#### Optional

**18107** Extension cable

2x0,35mm<sup>2</sup> (1m)

**18108** Extension cable

2x0,35mm<sup>2</sup> (5m)

**18831** Fitting accessories 45°

45x19,5x20mm



## Limit

---

Power cable

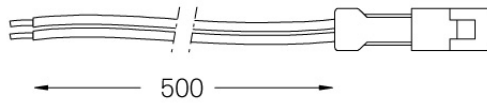
18105



Power cable for Limit.  
Includes female connector at one  
end.

---

Weight  
0,0064Kg





## Limit

---

Power cable

18106



Power cable for Limit.  
Includes female connector at one  
end.

---

Weight  
0,011Kg





## Limit

Power Supply 16W

18820



Driver until 16W, 220/230Vac.  
The driver's power should be higher than, and close to, the sum of the power of the modules.

Weight  
0,210Kg



## Limit

Power Supply 30W

18821



Driver until 30W, 220/230Vac.  
The driver's power should be higher than, and close to, the sum of the power of the modules.


Weight  
0,440Kg



## Limit

Power Supply 55W

18822



Driver until 55W, 220/230Vac.  
The driver's power should be higher than, and close to, the sum of the power of the modules.

Weight  
**0,250Kg**



## Limit

Power Supply 75W

18823



Driver until 75W, 220/230Vac.  
The driver's power should be higher than, and close to, the sum of the power of the modules.

Weight  
0,8Kg






## Limit

Power Supply 150W

18824



Driver until 150W, 220/230Vac.  
The driver's power should be higher than, and close to, the sum of the power of the modules.

Weight  
**0,950Kg**



Dimmer DALI

Weight  
**0,04Kg**



## Limit

---

Extension cable

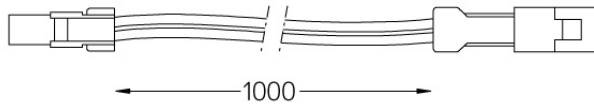
18107



Extension cable for Limit.  
Optional  
Includes male and female plug  
connector

---

Weight  
0,012Kg





## Limit

---

Extension cable

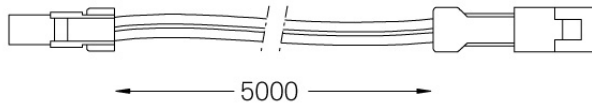
18108



Extension cable for Limit.  
Optional  
Includes male and female plug  
connector

---

Weight  
0,04Kg





Fitting accessories 45°

