

26W / 2000lm / 3000K / DALI / Diffuse /  
595mm

62708

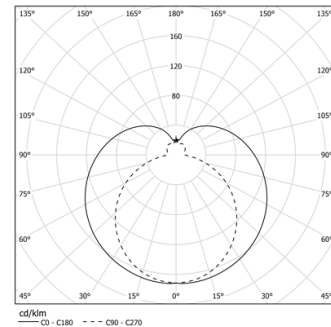


Design: Eduardo Souto de Moura  
Surface or pendant luminaire with housing made of anodised aluminium profile with matt or textured-paint finish and frosted polycarbonate diffuser with user friendly clipping system.  
5mm frosted polycarbonate end caps.  
Fitting accessories ordered separately.

LED CRI>80 / >50.000h, L80/B10 / 3-step MacAdam  
Power supply included.  
IP44 | IK07 | 230Vac | 50/60Hz



LED	3000K	Light Source	Luminaire
Power	26W		31,7W
Flux	2900lm		2000lm
Efficiency	112lm/W		63lm/W
LOR	-		69%
UGR	-		<22



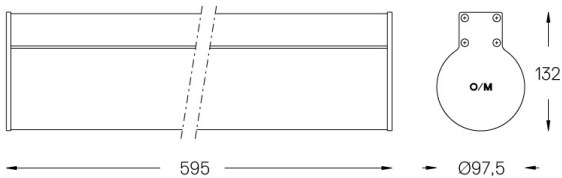
Beam angle  
Diffuse

Application



Weight  
0,95Kg

mm



Finishes

- .01 White / RAL 9010
- .02 Black / RAL 9005
- .10 Anodised aluminium

Mandatory

44070 Pendant fitting accessory

Ø60x35mm

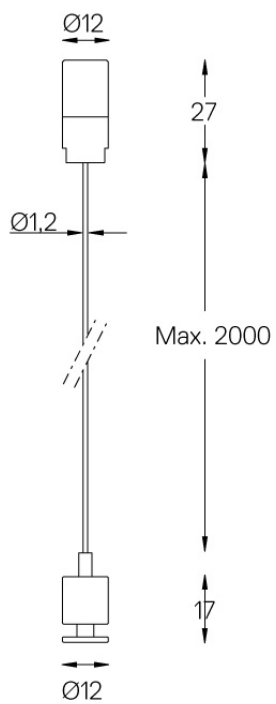
44110 Clear base DALI

Ø60x35mm

For the specific supply of "DALI 2" drivers, please contact:  
support@om-light.com

Pendant direct fitting  
accessory

44070

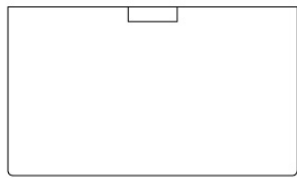
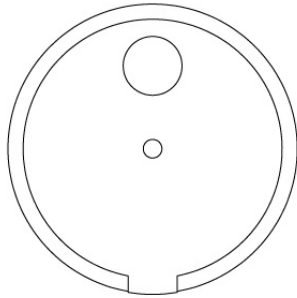


One 2m steel cable (Ø1,2mm) for  
pendant application with  
millimetric height adjustment  
system.

One on each end of the profile  
segment and every 3m.

Clear Base DALI

44110



35

Ø60



DALI (5x0,75mm<sup>2</sup>). Includes:  
One clear polycarbonate power supply base (IP20).  
One clear power cable (2m).  
One clear power supply base must be applied every 30m (ø60x35mm)