

O975 Surface/Pendant

26W / 2000lm / 3000K / On/Off / Diffuse /
595mm

62703



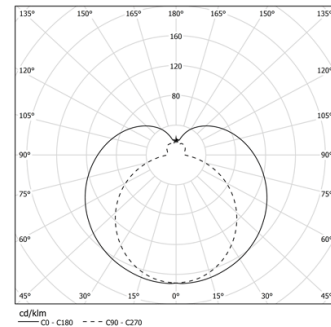
Design: Eduardo Souto de Moura
Surface or pendant luminaire with housing made of anodised aluminium profile with matt or textured-paint finish and frosted polycarbonate diffuser with user friendly clipping system.

5mm frosted polycarbonate end caps.
Fitting accessories ordered separately.

LED CRI>80 / >50.000h, L80/B10 / 3-step MacAdam
Power supply included.
IP44 | IK07 | 230Vac | 50/60Hz



LED	3000K	Light Source	Luminaire
Power	26W		31,7W
Flux	2900lm		2000lm
Efficiency	112lm/W		63lm/W
LOR	-		69%
UGR	-		<22



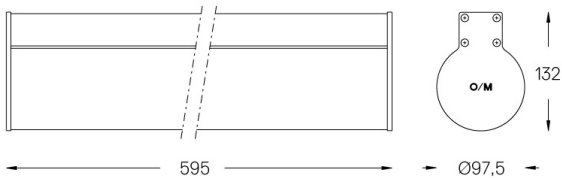
Beam angle
Diffuse

Application



Weight
0,95Kg

mm



Finishes

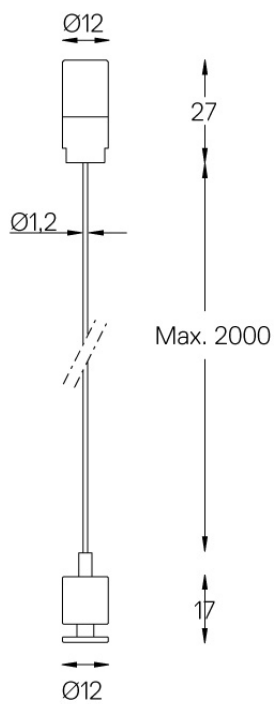
- .01 White / RAL 9010
- .02 Black / RAL 9005
- .10 Anodised aluminium

Mandatory

- 44070 Pendant fitting accessory
Ø60x35mm
- 44060 Clear base
Ø60x35mm

Pendant direct fitting
accessory

44070

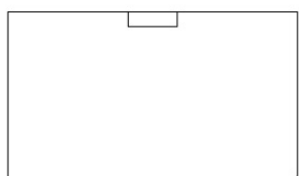
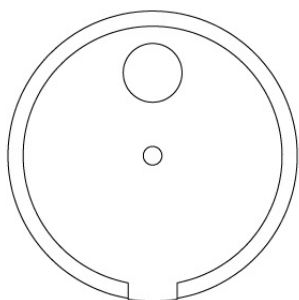


One 2m steel cable ($\text{Ø}1,2\text{mm}$) for pendant application with millimetric height adjustment system.

One on each end of the profile segment and every 3m.

Clear Base

44060



35

Ø60



On/Off (3x0,75mm²). Includes:
One clear polycarbonate power supply base (IP20).
One clear power cable (2m).
One clear power supply base must be applied every 30m (ø60x35mm)