

Tube Evo

9.6W / 800lm / 3000K / On/Off / Spot 21° / 535mm

62438



Design: O/M

Surface luminaire with tubular shock-resistant clear polycarbonate diffuser and anti-condensation system comprising a valve that prevents condensation within the luminaire without affecting its high level of protection.

End caps in clear polycarbonate with marked installation angles.

Optic system with acrylic lens.

Equipped with 1m cable (H05RN-F) and a metallic cable gland.

Fitting accessories and IP68 connector supplied separately.

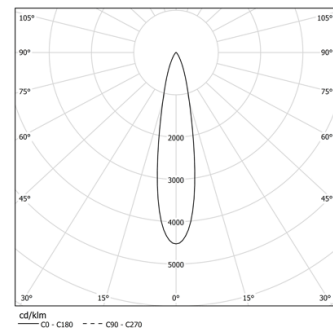
LED CRI>90 / >50.000h, L80/B10 / 3-step MacAdam

Power supply included.

IP67 | IK08 | 230Vac | 50/60Hz



LED	3000K	Light Source	Luminaire
Power	9.6W		12W
Flux	1080lm		800lm
Efficiency	113lm/W		67lm/W
LOR	-		74%
UGR	-		<10

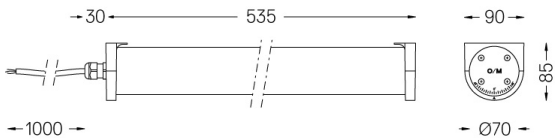


Beam angle
Spot 21°

Application



Weight
0,5Kg



Finishes

● .20 Clear

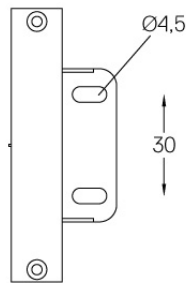
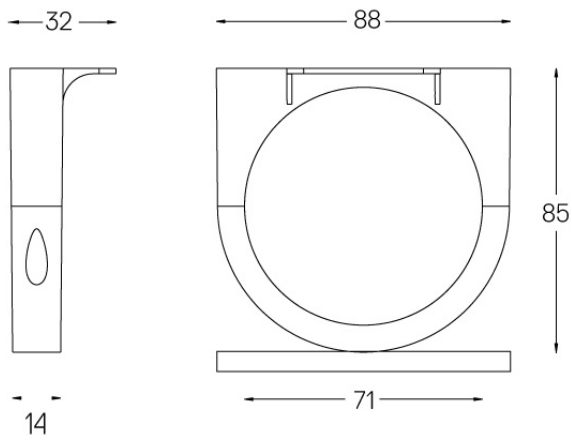
Mandatory

43707 Surface fitting accessory

Optional

43430 IP68 Connector

4 poles



Set of 2 fitting accessories for surface version.

Finishes

● .20 Clear



Tube Evo IP68 Connector
4 poles, Ø7 to Ø12mm

Weight
0,004Kg

