


26W / 1820lm / 2700K / DALI / Flood 52° / 600mm

61268



**Structure**

- 1 Profile
- 2 End caps
- 3 Fitting accessories
- 4 Profile coupling

**Modules**

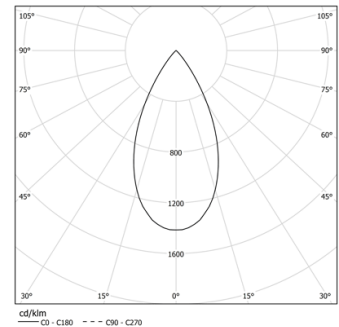
- A inVision Module

Design: O/M + Bartenbach GmbH  
inVision module with housing and perforated cover plate made of aluminium with textured-paint finish.

LED CRI>90 / >50.000h, L80/B10 / 2-step MacAdam  
Power supply included.  
IP20 | 230Vac | 50/60Hz



LED	2700K	Light Source	Luminaire
Power	26W		31,7W
Flux	2400lm		1820lm
Efficiency	92lm/W		57lm/W
LOR	-		76%
UGR	-		<16



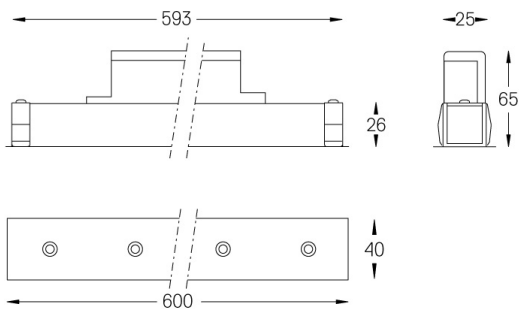
Beam angle  
Flood 52°

**Application**



Weight  
0,5Kg

mm



**Finishes**

- .01 White / RAL 9010
- .02 Black / RAL 9005

For the specific supply of "DALI 2" drivers, please contact:  
support@om-light.com

Choose the length and layout of the system exactly as you want it, to model the right lighting functions for different tasks. For further information please contact: support@om-light.com