


27W / 1760lm / 2700K / On/Off / Medium 31°  
/ 1200mm

61261



### Structure

- 1 Profile
- 2 End caps
- 3 Fitting accessories
- 4 Profile coupling

### Modules

- A inVision Module

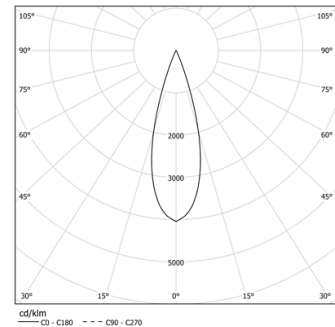
Design: O/M + Bartenbach GmbH

inVision module with housing and perforated cover plate made of aluminium with textured-paint finish.

LED CRI>90 / >50.000h, L80/B10 / 2-step MacAdam  
Power supply included.  
IP20 | 230Vac | 50/60Hz



LED	2700K	Light Source	Luminaire
Power		27W	32,9W
Flux		2400lm	1760lm
Efficiency		89lm/W	53lm/W
LOR		-	73%
UGR		-	<10



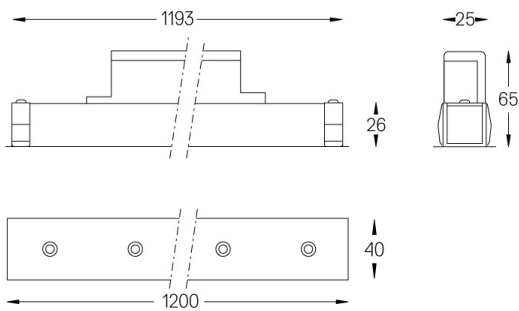
Beam angle  
Medium 31°

### Application



Weight  
0,8Kg

mm



### Finishes

- .01 White / RAL 9010
- .02 Black / RAL 9005

Choose the length and layout of the system exactly as you want it, to model the right lighting functions for different tasks. For further information please contact: [support@om-light.com](mailto:support@om-light.com)