

28W\* / 2900lm\* / 2200K-5000K / DALI /  
Wide flood 76° / 1440mm

61240



#### Structure

- 1 Profile
- 2 End caps
- 3 Fitting accessories
- 4 Profile coupling

#### Modules

- A inFinit module (middle)
- B inFinit module (end)
- C Indirect module

Design: OM + Bartenbach

GmbH

Module with linear extruded lenses (Lightstream) combined with a secondary reflector, integrated into an extruded aluminium profile.

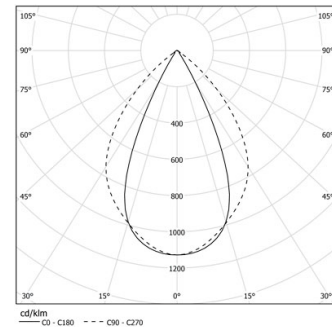
LED CRI>80 / >50.000h, L80/B10 / 2-step MacAdam

Power supply included.

IP20 | 230Vac | 50/60Hz

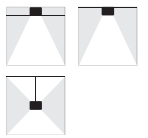


LED	2200K-5000K	Light Source	Luminaire
Power	28W*	28W*	34,1W*
Flux	3750lm*	3750lm*	2900lm*
Efficiency	134lm/W	134lm/W	85lm/W
LOR	-	-	77%
UGR	-	-	<16

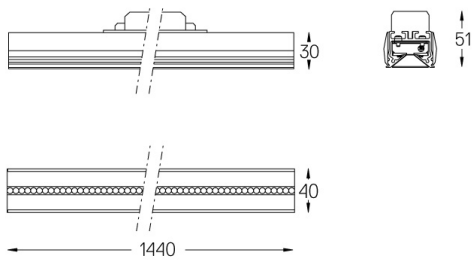


Beam angle  
Wide flood 76°

#### Application



Weight



#### Finishes

- .01 White / RAL 9010
- .02 Black / RAL 9005

For the specific supply of "DALI 2" drivers, please contact:  
support@om-light.com

Choose the length and layout of the system exactly as you want it, to model the right lighting functions for different tasks. For further information please contact: support@om-light.com