

23W* / 2320lm* / 2200K-5000K / DALI /
Flood 64° / 1152mm

61237



Structure

- 1 Profile
- 2 End caps
- 3 Fitting accessories
- 4 Profile coupling

Modules

- A inFinit module (middle)
- B inFinit module (end)
- C Indirect module

Design: OM + Bartenbach

GmbH

Module with linear extruded lenses (Lightstream) combined with a secondary reflector, integrated into an extruded aluminium profile.

2200-5000K Tunable White.

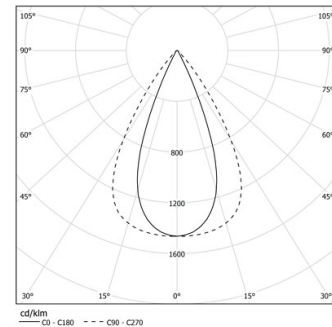
LED CRI>80 / >50.000h, L80/B10 / 2-step MacAdam

Power supply included.

IP20 | 230Vac | 50/60Hz

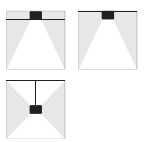


LED	2200K-5000K	Light Source	Luminaire
Power	23W*	27,3W*	
Flux	3000lm*	2320lm*	
Efficiency	134lm/W	85lm/W	
LOR	-	77%	
UGR	-	<16	

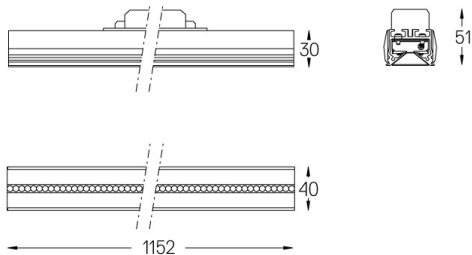


Beam angle
Flood 64°

Application



Weight



Finishes

- .01 White / RAL 9010
- .02 Black / RAL 9005

For the specific supply of "DALI 2" drivers, please contact:

support@om-light.com

Choose the length and layout of the system exactly as you want it, to model the right lighting functions for different tasks. For further information please contact: support@om-light.com