

20W / 2160lm / 4000K / DALI / Wide flood
76° / 1728mm

61233



Structure

- 1 Profile
- 2 End caps
- 3 Fitting accessories
- 4 Profile coupling

Modules

- A inFinit module (middle)
- B inFinit module (end)
- C Indirect module

Design: OM + Bartenbach

GmbH

Module with linear extruded lenses (Lightstream) combined with a secondary reflector, integrated into an extruded aluminium profile.

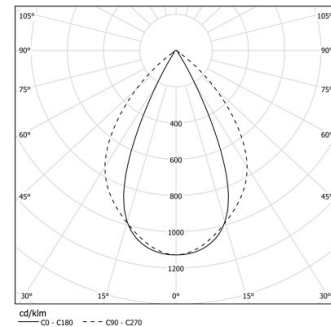
LED CRI>90 / >50.000h, L80/B10 / 2-step MacAdam

Power supply included.

IP20 | 230Vac | 50/60Hz

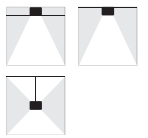


LED	4000K	Light Source	Luminaire
Power		20W	24,1W
Flux		2700lm	2160lm
Efficiency		136lm/W	90lm/W
LOR		-	80%
UGR		-	<13

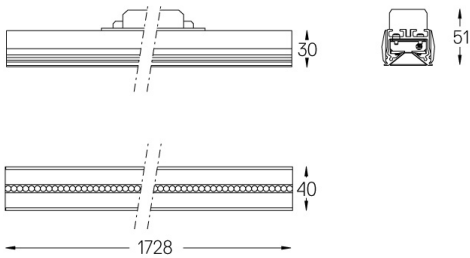


Beam angle
Wide flood 76°

Application



Weight



Finishes

- .01 White / RAL 9010
- .02 Black / RAL 9005

For the specific supply of "DALI 2" drivers, please contact:

support@om-light.com

Choose the length and layout of the system exactly as you want it, to model the right lighting functions for different tasks. For further information please contact: support@om-light.com