


inVision35
Made-to-measure

23W* / 1360lm* / 2200K-5000K / DALI /
Medium 31° / 600mm

60982



Structure

- 1 Profile
- 2 End caps
- 3 Fitting accessories
- 4 Profile coupling

Modules

- A inVision Module

Design: O/M + Bartenbach GmbH

inVision module with housing and perforated cover plate made of aluminium with textured-paint finish.


LED CRI>80 / >50.000h, L80/B10 / 3-step MacAdam

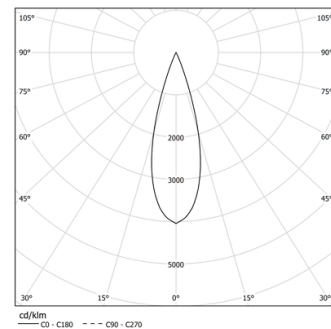
Power supply included.

DALI DT8.

IP20 | 230Vac | 50/60Hz

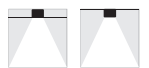


 LED	2200K-5000K	Light Source	Luminaire
Power		23W*	28W*
Flux		1880lm*	1360lm*
Efficiency		82lm/W	49lm/W
LOR		-	72%
UGR		-	<10

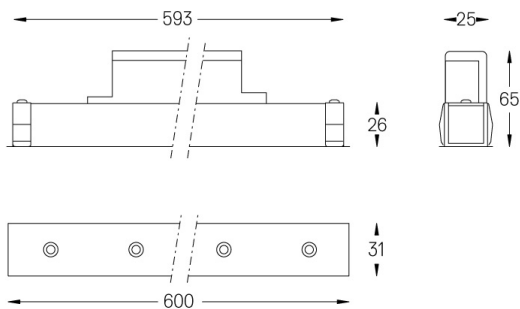


Beam angle
Medium 31°

Application



Weight
0,6Kg



Finishes

- .01 White / RAL 9010
● .02 Black / RAL 9005

Choose the length and layout of the system exactly as you want it, to model the right lighting functions for different tasks. For further information please contact: support@om-light.com