


14W / 1300lm / 4000K / DALI / Flood 52° / 600mm

60976



Structure

- 1 Profile
- 2 End caps
- 3 Fitting accessories
- 4 Profile coupling

Modules

- A inVision Module

Design: O/M + Bartenbach GmbH

inVision module with housing and perforated cover plate made of aluminium with textured-paint finish.

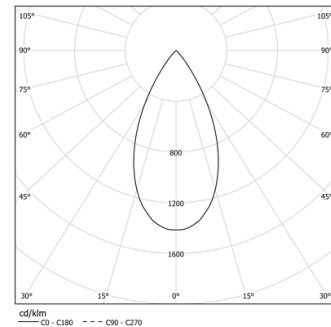
LED CRI>80 / >50.000h, L80/B10 / 2-step MacAdam

Power supply included.

IP20 | 230Vac | 50/60Hz



LED	4000K	Light Source	Luminaire
Power	14W	17,1W	
Flux	1720lm	1300lm	
Efficiency	123lm/W	76lm/W	
LOR	-	76%	
UGR	-	<10	



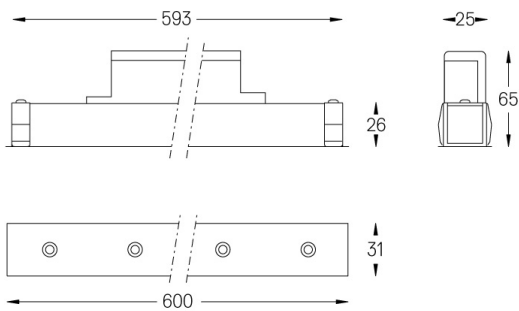
Beam angle
Flood 52°

Application



Weight
0,5Kg

mm



Finishes

- .01 White / RAL 9010
- .02 Black / RAL 9005

For the specific supply of "DALI 2" drivers, please contact:
support@om-light.com

Choose the length and layout of the system exactly as you want it, to model the right lighting functions for different tasks. For further information please contact: support@om-light.com