


14W / 980lm / 3000K / On/Off / Flood 52° / 600mm

60952



#### Structure

- 1 Profile
- 2 End caps
- 3 Fitting accessories
- 4 Profile coupling

#### Modules

- A inVision Module

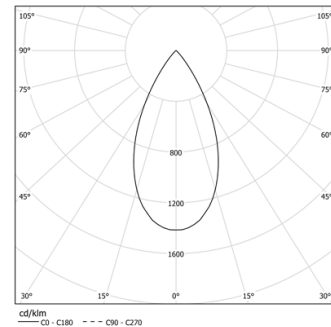
Design: O/M + Bartenbach GmbH

inVision module with housing and perforated cover plate made of aluminium with textured-paint finish.

LED CRI>90 / >50.000h, L80/B10 / 2-step MacAdam  
Power supply included.  
IP20 | 230Vac | 50/60Hz



LED	3000K	Light Source	Luminaire
Power		14W	17,1W
Flux		1290lm	980lm
Efficiency		92lm/W	57lm/W
LOR		-	76%
UGR		-	<10



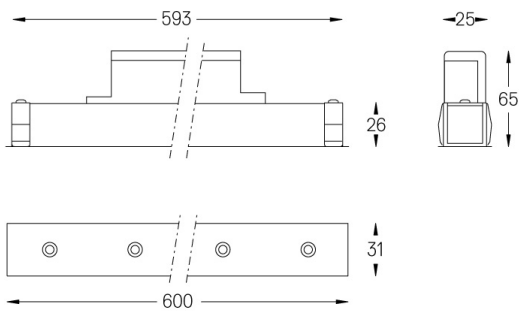
Beam angle  
Flood 52°

#### Application



Weight  
0,5Kg

mm



#### Finishes

- .01 White / RAL 9010
- .02 Black / RAL 9005

Choose the length and layout of the system exactly as you want it, to model the right lighting functions for different tasks. For further information please contact: [support@om-light.com](mailto:support@om-light.com)