


14W / 940lm / 3000K / On/Off / Medium 31°
/ 600mm

60950

Design: O/M + Bartenbach GmbH
inVision module with housing and perforated cover plate made of aluminium with textured-paint finish.

LED CRI>90 / >50.000h, L80/B10 / 2-step MacAdam
Power supply included.
IP20 | 230Vac | 50/60Hz



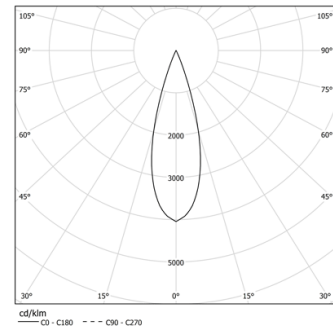
Structure

- 1 Profile
- 2 End caps
- 3 Fitting accessories
- 4 Profile coupling

Modules

- A inVision Module

| LED | 3000K | Light Source | Luminaire |
|------------|--------|--------------|-----------|
| Power | 14W | 14W | 17,1W |
| Flux | 1290lm | 1290lm | 940lm |
| Efficiency | 92lm/W | 92lm/W | 55lm/W |
| LOR | - | - | 73% |
| UGR | - | - | <10 |



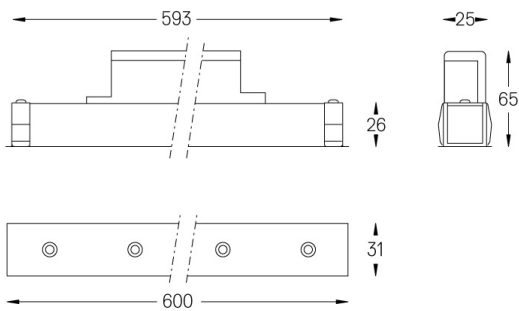
Beam angle
Medium 31°

Application



Weight
0,5Kg

mm



Finishes

- .01 White / RAL 9010
- .02 Black / RAL 9005

Choose the length and layout of the system exactly as you want it, to model the right lighting functions for different tasks. For further information please contact: support@om-light.com