


26W / 1820lm / 2700K / On/Off / Flood 52° / 600mm

60937



Structure

- 1 Profile
- 2 End caps
- 3 Fitting accessories
- 4 Profile coupling

Modules

- A inVision Module

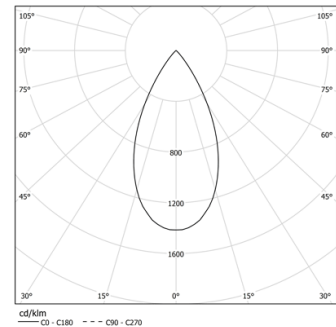
Design: O/M + Bartenbach GmbH

inVision module with housing and perforated cover plate made of aluminium with textured-paint finish.

LED CRI>90 / >50.000h, L80/B10 / 2-step MacAdam
Power supply included.
IP20 | 230Vac | 50/60Hz



LED	2700K	Light Source	Luminaire
Power	26W		31,7W
Flux	2400lm		1820lm
Efficiency	92lm/W		57lm/W
LOR	-		76%
UGR	-		<16



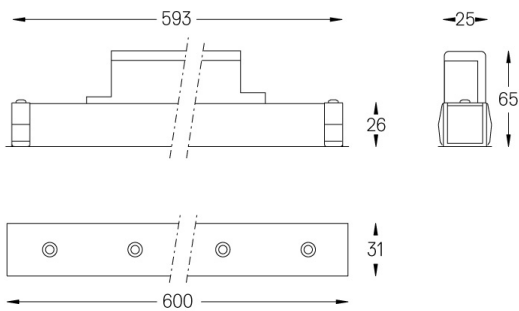
Beam angle
Flood 52°

Application



Weight
0,5Kg

mm



Finishes

- .01 White / RAL 9010
- .02 Black / RAL 9005

Choose the length and layout of the system exactly as you want it, to model the right lighting functions for different tasks. For further information please contact: support@om-light.com