


26W / 1740lm / 2700K / On/Off / Medium 31°
/ 600mm

60935



Structure

- 1 Profile
- 2 End caps
- 3 Fitting accessories
- 4 Profile coupling

Modules

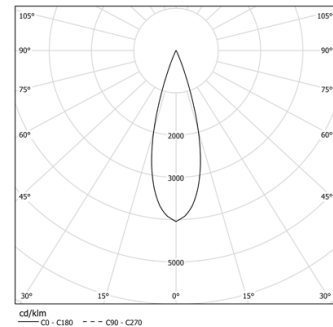
- A inVision Module

Design: O/M + Bartenbach GmbH
inVision module with housing and perforated cover plate made of aluminium with textured-paint finish.

LED CRI>90 / >50.000h, L80/B10 / 2-step MacAdam
Power supply included.
IP20 | 230Vac | 50/60Hz



LED	2700K	Light Source	Luminaire
Power		26W	31,7W
Flux		2400lm	1740lm
Efficiency		92lm/W	55lm/W
LOR		-	73%
UGR		-	<13



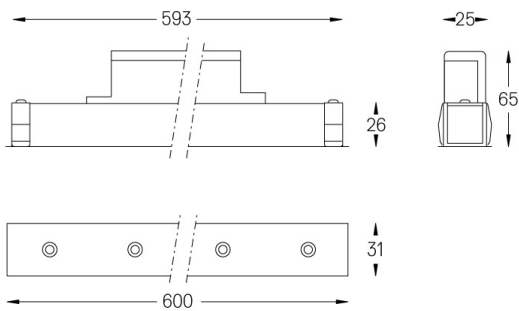
Beam angle
Medium 31°

Application



Weight
0,5Kg

mm



Finishes

- .01 White / RAL 9010
- .02 Black / RAL 9005

Choose the length and layout of the system exactly as you want it, to model the right lighting functions for different tasks. For further information please contact: support@om-light.com