

## U35 Surface/Pendant

68W / 6600lm / 4000K / On/Off / Diffuse /  
2831mm

60841



Design: Eduardo Souto de Moura  
Surface or pendant luminaire with housing made of aluminium profile with 25micron maximum corrosion resistance anodization with matt finish or with textured electrostatic 100% polyester paint. Frosted polycarbonate diffuser with user friendly clipping system and double fitting system: flushed or recessed.

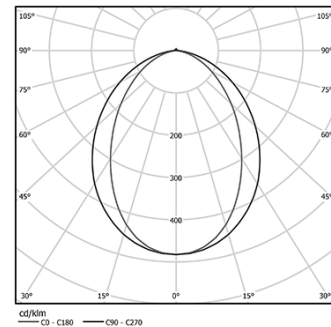
Aluminium anodised end caps with matt finish or electrostatic 100% polyester paint with textured-finish.

Fitting accessories ordered separately.

LED CRI>80 / >50.000h, L80/B10 / 3-step MacAdam  
Power supply included.  
IP40 | 230Vac | 50/60Hz



LED	4000K	Light Source	Luminaire
Power		68W	80W
Flux		13000lm	6600lm
Efficiency		191lm/W	83lm/W
LOR		-	51%
UGR		-	<28

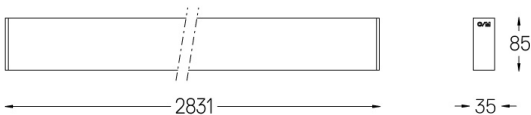


Beam angle  
Diffuse

Application



Weight  
3,4Kg



Finishes

- .01 White / RAL 9010
- .02 Black / RAL 9005
- .10 Anodised aluminium

Mandatory

54036 Pendant direct fitting accessory

54034 Clear Base

ø60x35mm

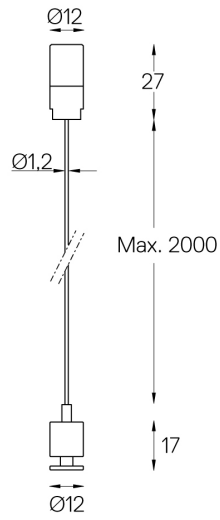
Data according to regulations

2019/2020/EU supplemented by 2021/341 | 2019/2015/EU supplemented by 2021/340/EU Energy Consumption Labelling Ordinance. This product contains light sources of efficiency class C  
Model Identifier 89603212, 89603217

## U35 Surface/Pendant

Pendant direct fitting  
accessory

54036



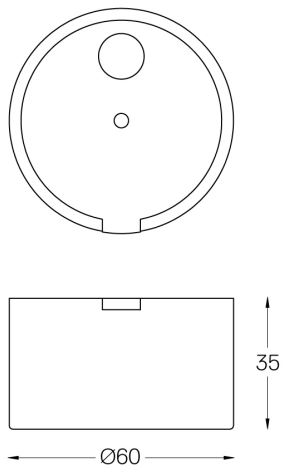
One 2m steel cable (1,2mm)  
Max interval 3m

## U35 Surface/Pendant

---

Clear Base

54034



On/Off (3x0,75mm<sup>2</sup>). Includes:  
One clear polycarbonate power supply base (IP20).  
One clear power cable (2m).  
One clear power supply base must be applied every 30m (Ø60x35mm)