

U35 Surface/Pendant

16W / 1420lm / 2700K / On/Off / Diffuse /
1149mm

60802



Design: Eduardo Souto de Moura
Surface or pendant luminaire with housing made of aluminium profile with 25micron maximum corrosion resistance anodization with matt finish or with textured electrostatic 100% polyester paint. Frosted polycarbonate diffuser with user friendly clipping system and double fitting system: flushed or recessed.

Aluminium anodised end caps with matt finish or electrostatic 100% polyester paint with textured-finish.

Fitting accessories ordered separately.

LED CRI>80 / >50.000h, L80/B10 / 3-step MacAdam
Power supply included.
IP40 | 230Vac | 50/60Hz



LED	2700K	Light Source	Luminaire
Power	16W		19,5W
Flux	2800lm		1420lm
Efficiency	175lm/W		73lm/W
LOR	-		51%
UGR	-		<25

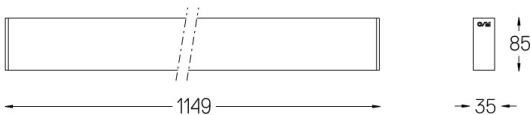


Beam angle
Diffuse

Application



Weight
1,4Kg



Finishes

- .01 White / RAL 9010
- .02 Black / RAL 9005
- .10 Anodised aluminium

Mandatory

54036 Pendant direct fitting accessory

54034 Clear Base

ø60x35mm

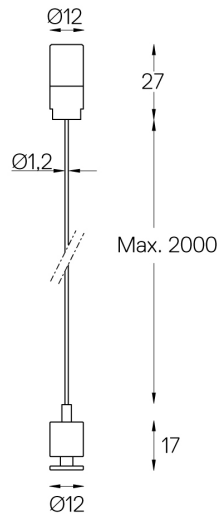
Data according to regulations

2019/2020/EU supplemented by 2021/341 | 2019/2015/EU supplemented by 2021/340/EU Energy Consumption Labelling Ordinance. This product contains light sources of efficiency class D
Model Identifier 89603215

U35 Surface/Pendant

Pendant direct fitting
accessory

54036

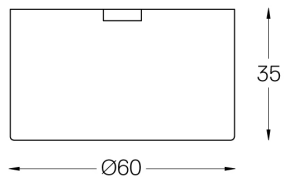
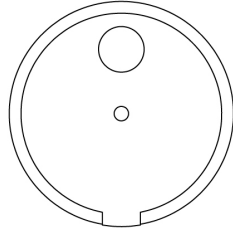


One 2m steel cable (1,2mm)
Max interval 3m

U35 Surface/Pendant

Clear Base

54034



On/Off (3x0,75mm²). Includes:
One clear polycarbonate power supply base (IP20).
One clear power cable (2m).
One clear power supply base must be applied every 30m (ø60x35mm)