

16W / 1420lm / 2700K / On/Off / Diffuse /  
1149mm

60706



Design: Eduardo Souto de Moura

Recessed luminaire with housing made of aluminium profile with 25micron maximum corrosion resistance anodization with matt finish or with textured electrostatic 100% polyester paint.

Frosted polycarbonate diffuser with user friendly clipping system and double fitting system: flushed or recessed.

Aluminium anodised end caps with matt finish or electrostatic 100% polyester paint with textured-finish.

Fitting accessories ordered separately.

LED CRI>80 / >50.000h, L80/B10 / 3-step MacAdam

Power supply included.

IP42 | 230Vac | 50/60Hz



LED	2700K	Light Source	Luminaire
Power	16W		19,5W
Flux	2800lm		1420lm
Efficiency	175lm/W		73lm/W
LOR	-		51%
UGR	-		<25



Beam angle  
Diffuse

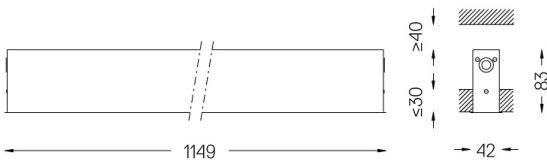
Application



Weight  
1,4Kg



37x1142



Finishes

- .01 White / RAL 9010
- .02 Black / RAL 9005
- .10 Anodised aluminium

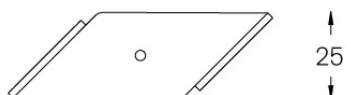
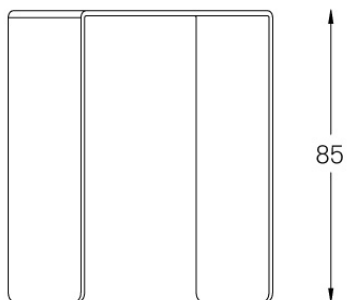
Mandatory

50047 Recessed fitting accessory

O/M recommends that any false ceilings intended for recessed products should be installed only after the products to be used have been chosen. The same applies when preparing openings for this type of product. O/M recommends reinforcing false ceilings close to any such openings, in accordance with the characteristics of the product to be recessed. The cutout dimensions are for plasterboard ceilings. For other type of material please contact: support@om-light.com

Data according to regulations

2019/2020/EU supplemented by 2021/341 | 2019/2015/EU supplemented by 2021/340/EU Energy Consumption Labelling Ordinance. This product contains light sources of efficiency class D Model Identifier 89603215



A fitting accessory must be applied at the end of each profile section and every 1,16m