

46W\* / 2840lm\* / 2200K-5000K / DALI /  
Flood 52° / 1211mm

60705



Design: O/M + Bartenbach GmbH

Surface or pendant luminaire with housing made of aluminium with electrostatic 100% polyester paint with textured finish.

Aluminium anodised end caps with matt finish or electrostatic 100% polyester paint with textured-finish.

Housing and perforated cover plate made of aluminium with textured-paint finish. With the latest Bartenbach GmbH technology, inVision35 is a discreet solution, that can use great light distribution and visual comfort from a nearly invisible source.

Fitting accessories for pendant version ordered separately.

LED &gt;80CRI&lt;90 / &gt;50.000h, L80/B10 / 3-step MacAdam

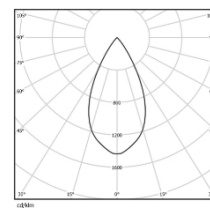
Power supply included.

DALI DT8.

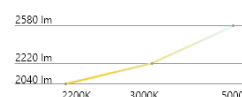
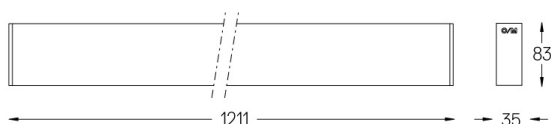
IP20 | 230Vac | 50/60Hz



LED	2200K-5000K	Light Source	Luminaire
Power		46W*	58W*
Flux		3760lm*	2840lm*
Efficiency		82lm/W	49lm/W
LOR		-	76%
UGR		-	<16

Beam angle  
Flood 52°

Application

Weight  
2,4Kg

Finishes

- .01 White / RAL 9010
- .02 Black / RAL 9005

Mandatory

54036 Pendant direct fitting accessory

54034 Clear Base

ø60x35mm