

16W\* / 790lm\* / 2200K-5000K / DALI /  
Wallwasher / 1211mm

60601



Design: OM + Bartenbach GmbH

Surface or pendant luminaire with housing made of aluminium with 25 micron maximum corrosion resistance anodization in matte finish or electrostatic 100% polyester paint with textured finish.

Aluminium anodised end caps with matt finish or electrostatic 100% polyester paint with textured-finish.

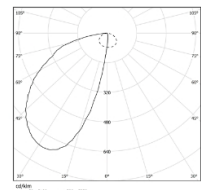
Linear extruded lenses (Lightstream) combined with a secondary reflector, integrated into an extruded aluminium profile.

Fitting accessories ordered separately. 2200-5000K Tunable White.

LED CRI>80 / >50.000h, L80/B10 / 2-step MacAdam  
Power supply included.  
DALI DT8  
IP20 | 230Vac | 50/60Hz

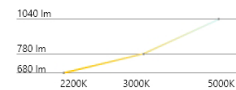


LED	2200K-5000K	Light Source	Luminaire
Power		16W*	19,5W*
Flux		1720lm*	790lm*
Efficiency		108lm/W	40lm/W
LOR		-	46%
UGR		-	-

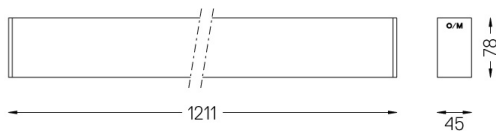


Beam angle  
Wallwasher

Application



Weight  
2Kg



Finishes

- .01 White / RAL 9010
- .02 Black / RAL 9005
- .10 Anodised aluminium

Mandatory

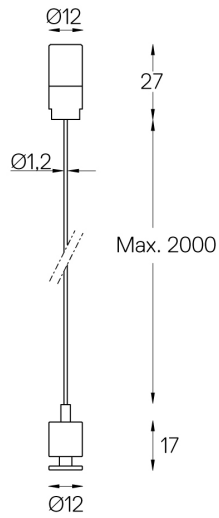
54036 Pendant direct fitting accessory

56051 Clear Base DALI

ø60x35mm

Pendant direct fitting  
accessory

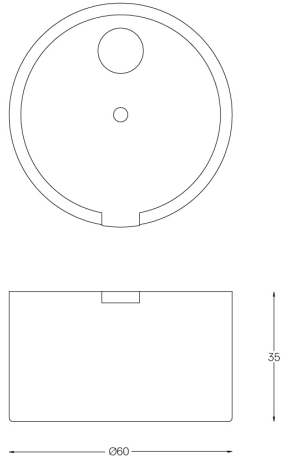
54036



One 2m steel cable (1,2mm)  
Max interval 3m

Clear Base DALI

56051



DALI (5x0,75mm<sup>2</sup>). Includes:  
One clear polycarbonate power supply base (IP20).  
One clear power cable (2m).  
One clear power supply base must be applied every 30m (ø60x35mm)  
Steel cable ordered separately