

64W / 4100lm / 4000K / On/Off / Wallwasher  
/ 2411mm

60594



Design: OM + Bartenbach GmbH

Surface or pendant luminaire with housing made of aluminium with 25 micron maximum corrosion resistance anodization in matte finish or electrostatic 100% polyester paint with textured finish.

Aluminium anodised end caps with matt finish or electrostatic 100% polyester paint with textured-finish.

Linear extruded lenses (Lightstream) combined with a secondary reflector, integrated into an extruded aluminium profile.

Fitting accessories ordered separately.

LED CRI>80 / >50.000h, L80/B10 / 2-step MacAdam

Power supply included.

IP20 | 230Vac | 50/60Hz



LED	4000K	Light Source	Luminaire
Power		64W	75,3W
Flux		8960lm	4100lm
Efficiency		140lm/W	54lm/W
LOR		-	46%
UGR		-	-



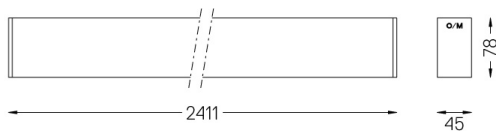
Beam angle  
Wallwasher

Application



Weight  
2,5Kg

mm



Finishes

- .01 White / RAL 9010
- .02 Black / RAL 9005
- .10 Anodised aluminium

Mandatory

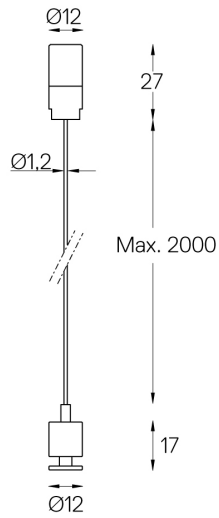
54036 Pendant direct fitting accessory

54034 Clear Base

ø60x35mm

Pendant direct fitting  
accessory

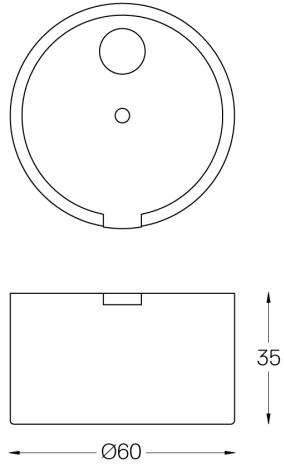
54036



One 2m steel cable (1,2mm)  
Max interval 3m

Clear Base

54034



On/Off (3x0,75mm<sup>2</sup>). Includes:  
One clear polycarbonate power supply base (IP20).  
One clear power cable (2m).  
One clear power supply base must be applied every 30m (ø60x35mm)