

64W / 2900lm / 2700K / DALI / Wallwasher /
2411mm

60585



Design: OM + Bartenbach GmbH

Surface or pendant luminaire with housing made of aluminium with 25 micron maximum corrosion resistance anodization in matte finish or electrostatic 100% polyester paint with textured finish.

Aluminium anodised end caps with matt finish or electrostatic 100% polyester paint with textured-finish.

Linear extruded lenses (Lightstream) combined with a secondary reflector, integrated into an extruded aluminium profile.

Fitting accessories ordered separately.

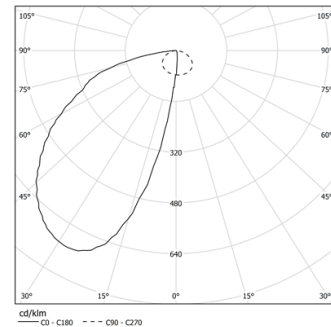
LED CRI>90 / >50.000h, L80/B10 / 2-step MacAdam

Power supply included.

IP20 | 230Vac | 50/60Hz



LED	2700K	Light Source	Luminaire
Power		64W	75,3W
Flux		6400lm	2900lm
Efficiency		100lm/W	39lm/W
LOR		-	45%
UGR		-	-

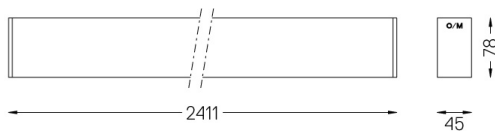


Beam angle
Wallwasher

Application



Weight
2,5Kg



Finishes

- .01 White / RAL 9010
- .02 Black / RAL 9005
- .10 Anodised aluminium

Mandatory

54036 Pendant direct fitting accessory

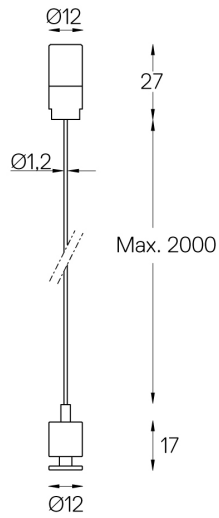
56051 Clear Base DALI

ø60x35mm

For the specific supply of "DALI 2" drivers, please contact:
support@om-light.com

Pendant direct fitting
accessory

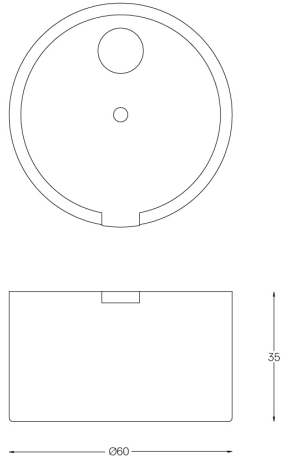
54036



One 2m steel cable (1,2mm)
Max interval 3m

Clear Base DALI

56051



DALI (5x0,75mm²). Includes:
One clear polycarbonate power supply base (IP20).
One clear power cable (2m).
One clear power supply base must be applied every 30m (ø60x35mm)
Steel cable ordered separately