



Design: OM + Bartenbach GmbH

Recessed luminaire with housing made of aluminium with 25 micron maximum corrosion resistance anodization in matte finish or electrostatic 100% polyester paint with textured finish.

Aluminium anodised end caps with matt finish or electrostatic 100% polyester paint with textured-finish.

Linear extruded lenses (Lightstream) combined with a secondary reflector, integrated into an extruded aluminium profile.

Fitting accessories ordered separately.

LED CRI>80 / >50.000h, L80/B10 / 2-step MacAdam

Power supply included.

IP20 | 230Vac | 50/60Hz



LED	4000K	Light Source	Luminaire
Power	32W		37,6W
Flux	4480lm		2050lm
Efficiency	140lm/W		54lm/W
LOR	-		46%
UGR	-		-



Beam angle
Wallwasher

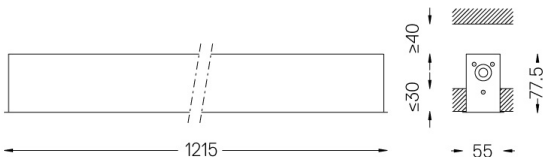
Application



Weight
2Kg



47x1205



Finishes

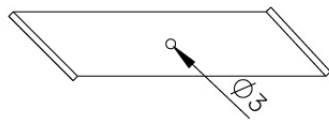
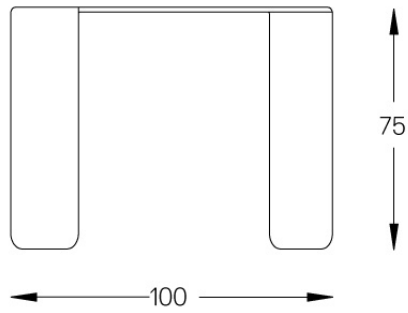
- .01 White / RAL 9010
- .02 Black / RAL 9005
- .10 Anodised aluminium

Mandatory

51027 Recessed fitting accessory

For the specific supply of "DALI 2" drivers, please contact:
support@om-light.com

O/M recommends that any false ceilings intended for recessed products should be installed only after the products to be used have been chosen. The same applies when preparing openings for this type of product. O/M recommends reinforcing false ceilings close to any such openings, in accordance with the characteristics of the product to be recessed. The cutout dimensions are for plasterboard ceilings. For other type of material please contact: support@om-light.com



A fitting accessory must be applied at the end of each profile section and every 1,16m