


56W* / 6000lm* / 2200K-5000K / DALI /
Wide flood 76° / 2929mm

60561



Design: OM + Bartenbach GmbH

Surface or pendant luminaire with housing made of aluminium with 25 micron maximum corrosion resistance anodization in matte finish or electrostatic 100% polyester paint with textured finish.

Aluminium anodised end caps with matt finish or electrostatic 100% polyester paint with textured-finish.

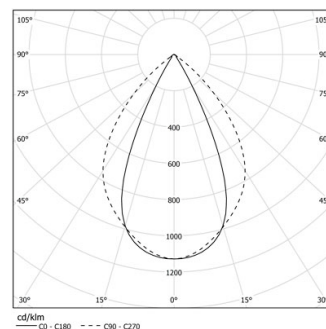
Linear extruded lenses (Lightstream) combined with a secondary reflector, integrated into an extruded aluminium profile.

Fitting accessories ordered separately.

LED CRI>80 / >50.000h, L80/B10 / 2-step MacAdam
Power supply included.
IP20 | 230Vac | 50/60Hz



LED	2200K-5000K	Light Source	Luminaire
Power		56W*	65,9W*
Flux		7500lm*	6000lm*
Efficiency		134lm/W	91lm/W
LOR		-	80%
UGR		-	<19

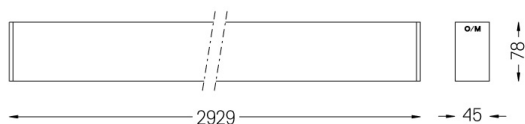


Beam angle
Wide flood 76°

Application



Weight
4,7Kg



Finishes

- .01 White / RAL 9010
- .02 Black / RAL 9005

Mandatory

54036 Pendant direct fitting accessory
56051 Clear Base DALI
ø60x35mm