


28W\* / 3000lm\* / 2200K-5000K / DALI /  
Wide flood 76° / 1489mm

60557



Design: OM + Bartenbach GmbH

Surface or pendant luminaire with housing made of aluminium with 25 micron maximum corrosion resistance anodization in matte finish or electrostatic 100% polyester paint with textured finish.

Aluminium anodised end caps with matt finish or electrostatic 100% polyester paint with textured-finish.

Linear extruded lenses (Lightstream) combined with a secondary reflector, integrated into an extruded aluminium profile.

Fitting accessories ordered separately.

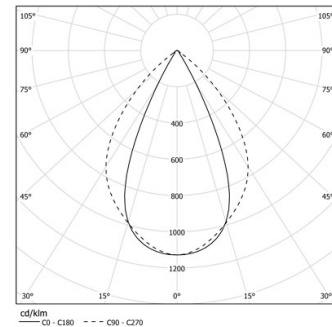
LED CRI>80 / >50.000h, L80/B10 / 2-step MacAdam

Power supply included.

IP20 | 230Vac | 50/60Hz



LED	2200K-5000K	Light Source	Luminaire
Power	28W*	28W*	34,1W*
Flux	3750lm*	3750lm*	3000lm*
Efficiency	134lm/W	134lm/W	88lm/W
LOR	-	-	80%
UGR	-	-	<19

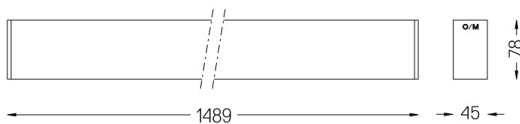


Beam angle  
Wide flood 76°

Application



Weight  
2,4Kg



Finishes

- .01 White / RAL 9010
- .02 Black / RAL 9005

Mandatory

54036 Pendant direct fitting accessory

56051 Clear Base DALI

ø60x35mm