


23W / 2600lm / 4000K / DALI / Flood 64° /
1489mm

60522



Design: OM + Bartenbach GmbH

Surface or pendant luminaire with housing made of aluminium with 25 micron maximum corrosion resistance anodization in matte finish or electrostatic 100% polyester paint with textured finish.

Aluminium anodised end caps with matt finish or electrostatic 100% polyester paint with textured-finish.

Linear lenses (Lightstream) combined with a secondary reflector, integrated into an extruded aluminium profile.

Fitting accessories ordered separately.

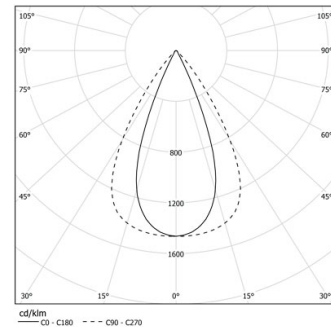
LED CRI>90 / >50.000h, L80/B10 / 2-step MacAdam

Power supply included.

IP20 | 230Vac | 50/60Hz



| LED | 4000K | Light Source | Luminaire |
|------------|-------|--------------|-----------|
| Power | | 23W | 28W |
| Flux | | 3250lm | 2600lm |
| Efficiency | | 141lm/W | 93lm/W |
| LOR | | - | 80% |
| UGR | | - | <16 |

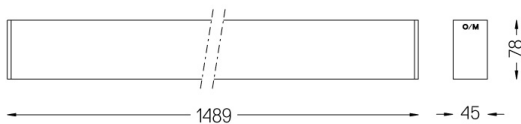


Beam angle
Flood 64°

Application



Weight
2,4Kg



Finishes

- .01 White / RAL 9010
- .02 Black / RAL 9005

Mandatory

54036 Pendant direct fitting accessory

56051 Clear Base DALI

ø60x35mm

For the specific supply of "DALI 2" drivers, please contact:
support@om-light.com