


46W / 4800lm / 3000K / DALI / Flood 64° /  
2929mm

60516

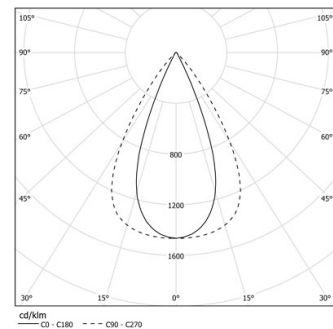


Design: OM + Bartenbach GmbH  
Surface or pendant luminaire with housing made of aluminium with 25 micron maximum corrosion resistance anodization in matte finish or electrostatic 100% polyester paint with textured finish. Aluminium anodised end caps with matt finish or electrostatic 100% polyester paint with textured-finish.  
Linear lenses (Lightstream) combined with a secondary reflector, integrated into an extruded aluminium profile.  
Fitting accessories ordered separately.

LED CRI>90 / >50.000h, L80/B10 / 2-step MacAdam  
Power supply included.  
IP20 | 230Vac | 50/60Hz



LED	3000K	Light Source	Luminaire
Power		46W	54,1W
Flux		6000lm	4800lm
Efficiency		130lm/W	89lm/W
LOR		-	80%
UGR		-	<16

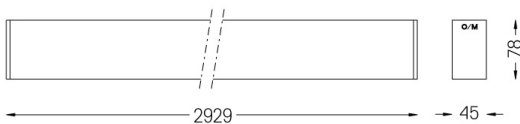


Beam angle  
Flood 64°

Application



Weight  
4,7Kg



Finishes

- .01 White / RAL 9010
- .02 Black / RAL 9005

Mandatory

54036 Pendant direct fitting accessory  
56051 Clear Base DALI  
ø60x35mm

For the specific supply of "DALI 2" drivers, please contact:  
support@om-light.com